

Analiza_bazaS

ANEXA 1

Societatea: ROMOLD SECURITY S.R.L., Mun. Vaslui Jud. Vaslui
 Titlul: ANALIZA INDICATORI: 2019, 2020, 2021 si APRILIE 2022
 Analist: MANAGEMENT REORGANIZARE LICHIDARE IASI S.P.R.L.
 Moneda/U.M.: LEI

Tipul situatiei financiar	12/31/2019		12/31/2020		12/31/2021		4/30/2022	
	Realizat	Realizat	Realizat	Realizat	Realizat	Realizat	Realizat	Realizat
BILANTUL								
Imobilizari necorporale	0	0	0	0	0	0	0	0
Imobilizari corporale	0	3,104	3,104	56,386	51,401	51,401	51,401	51,401
Imobilizari financiare	31,110	1,024	1,024	0	433	433	433	433
ACTIVE IMOBILIZATE - TOTAL	31,110	4,128	4,128	56,386	51,834	51,834	51,834	51,834
Materii prime si materiale consumabile	0	0	0	0	55	55	55	55
Productia in curs de executie	0	0	0	0	0	0	0	0
Produce finite si marfuri	0	0	0	0	0	0	0	0
Avansuri pentru cumparari de stocuri	0	0	0	0	0	0	0	0
STOCURI - TOTAL	38,780	1,309,232	1,309,232	147,374	16,800	16,800	16,800	16,800
CREANTE - TOTAL	38,780	1,309,232	1,309,232	147,374	16,865	16,865	16,865	16,865
NUMERAR SI ECHIVALENTE DE NUMERAR	986,949	1,624,412	1,624,412	3,867,475	4,049,443	4,049,443	4,049,443	4,049,443
ACTIVE CIRCULANTE - TOTAL	537,306	438,796	438,796	289,420	175,925	175,925	175,925	175,925
Cheuturi in avans	1,563,035	3,372,440	3,372,440	4,304,269	4,242,233	4,242,233	4,242,233	4,242,233
0	0	0	0	0	0	0	0	0
Sume datorate institutiilor de credit si imprumuturi asimilate	230,859	164,361	164,361	48,239	42,340	42,340	42,340	42,340
Datorii comerciale si alte datorii asimilate	305,090	436,204	436,204	640,463	218,991	218,991	218,991	218,991
Alte datorii pe termen scurt	880,190	2,623,156	2,623,156	4,271,325	5,534,663	5,534,663	5,534,663	5,534,663
DATORII PE TERMEN SCURT - TOTAL	1,416,139	3,223,721	3,223,721	4,960,027	5,795,994	5,795,994	5,795,994	5,795,994
Active circulante nete respectiv datorii curente nete	146,896	148,719	148,719	-655,758	-1,563,761	-1,563,761	-1,563,761	-1,563,761
TOTAL ACTIVE MINUS DATORII CURENTE	178,006	152,847	152,847	-599,372	-1,501,927	-1,501,927	-1,501,927	-1,501,927
Sume datorate institutiilor de credit si imprumuturi asimilate	0	0	0	0	0	0	0	0
Datorii comerciale si alte datorii asimilate	0	0	0	0	0	0	0	0
Alte datorii pe termen lung	0	0	0	0	0	0	0	0
DATORII PE TERMEN MEDIU SI LUNG - TOTAL	0	0	0	0	0	0	0	0
PROVIZIOANE	0	0	0	0	0	0	0	0
Subventii pentru investitii	0	0	0	0	0	0	0	0
Venituri inregistrate in avans	0	0	0	0	0	0	0	0
VENITURI IN AVANS - TOTAL	0	0	0	0	0	0	0	0
CAPITAL SI PRIME DE CAPITAL	0	0	0	0	0	0	0	0
REZERVE DIN REEVALUARE SI ALTE REZERVE	200	100,200	100,200	100,200	100,200	100,200	100,200	100,200
Alte elemente de capital	0	20,040	20,040	20,040	20,040	20,040	20,040	20,040
CAPITALURI - TOTAL	178,006	32,607	32,607	-719,612	-1,622,167	-1,622,167	-1,622,167	-1,622,167
178,006	152,847	152,847	-599,372	-1,501,927	-1,501,927	-1,501,927	-1,501,927	-1,501,927
CONTUL DE PROFIT SI PIERDERE								
CIFRA DE AFACERI NETA	9,049,965	10,640,750	10,640,750	11,782,092	2,583,461	2,583,461	2,583,461	2,583,461

Analiza_bazaS

ANEXA 1

Societatea: ROMOLD SECURITY S.R.L., Mun. Vaslui Jud. Vaslui
 Titlul: ANALIZA INDICATORI: 2019, 2020, 2021 si APRILIE 2022
 Analist: MANAGEMENT REORGANIZARE LICHIDARE IASI S.P.R.L.
 Moneda: U.M., LEI

Perioada:	12/31/2019		12/31/2020		12/31/2021		4/30/2022	
	Realizat	Realizat	Realizat	Realizat	Realizat	Realizat	Realizat	Realizat
Tipul situatiilor financiare:								
Productia vanduta	7,495,708	8,733,756	10,012,161	2,583,461	0	0	0	0
Venituri din vanzarea marfurilor	0	0	0	0	0	0	0	0
Venituri din dobanzi obtinute din activitatea de leasing	0	0	0	0	0	0	0	0
Venituri din dobanzi obtinute din activitatea de leasing	1,554,257	1,906,994	1,769,931	2,583,461	0	0	0	0
Venituri din subvenții de exploatare aferente cifrei de afaceri	0	0	0	0	0	0	0	0
Variatia stocurilor de produse finite si a productiei in curs	0	0	0	0	0	0	0	0
Productia realizata de entitate pentru scopurile proprii	0	0	0	0	0	0	0	0
Alte venituri din exploatare	1,524	36,249	31,259	0	0	0	0	0
VENITURI DIN EXPLOATARE - TOTAL	9,051,489	10,676,999	11,813,351	2,583,461	0	0	0	0
Cheltuieli cu materii prime si materiale consumabile	58,839	319,740	261,123	73,336	0	0	0	0
Alte cheltuieli materiale	16,473	53,346	57,665	6,299	0	0	0	0
Alte cheltuieli externe (cu energia si apa)	91	876	101	0	0	0	0	0
Cheltuieli privind marfurile	0	0	0	0	0	0	0	0
Cheltuieli cu personalul - Total, din care:	4,272,105	5,190,974	6,814,605	1,939,557	0	0	0	0
Salarii si indemnizatii	4,169,579	5,071,890	6,607,836	1,891,160	0	0	0	0
Cheltuieli cu asigurarile si protectia sociala	102,526	119,084	206,769	48,397	0	0	0	0
Amortizari, provizioane si alte ajustari de valoare	0	810	11,589	4,986	0	0	0	0
Alte cheltuieli de exploatare - Total, din care:	3,837,962	4,101,238	3,402,094	995,305	0	0	0	0
Cheltuieli privind prestatiile externe	3,762,051	3,974,695	3,211,766	982,533	0	0	0	0
Cheltuieli cu alte impozite, taxe si varsaminte asimilate	30,411	31,092	27,778	3,736	0	0	0	0
Cheltuieli cu despagubiri, donatii si activele cedate	45,500	95,451	162,550	9,036	0	0	0	0
Cheltuieli privind dobanzile de refinantare	0	0	0	0	0	0	0	0
CHELTUIELI DE EXPLOATARE - TOTAL	8,185,470	9,666,984	10,547,177	3,019,493	0	0	0	0
REZULTATUL DIN EXPLOATARE	866,019	1,010,015	1,266,174	-436,022	0	0	0	0
Venituri din interese de participare si din alte investitii	0	0	0	0	0	0	0	0
Venituri din dobanzi	111	101	90	31	0	0	0	0
Alte venituri financiare	0	0	115	2,435	0	0	0	0
VENITURI FINANCIARE - TOTAL	111	101	205	2,466	0	0	0	0
Ajustari de valoare privind imobilizarile financiare	0	0	0	0	0	0	0	0
Cheltuieli privind dobanzile	6,242	17,984	12,562	2,276	0	0	0	0
Alte cheltuieli financiare	0	0	0	0	0	0	0	0
CHELTUIELI FINANCIARE - TOTAL	6,242	17,984	12,562	2,276	0	0	0	0
REZULTATUL FINANCIAR	-6,131	-17,883	-12,357	190	0	0	0	0
Rezultatul obtinut din activitatea extraordinara	0	0	0	0	0	0	0	0
REZULTATUL BRUT	859,888	992,132	1,253,817	-435,832	0	0	0	0
Impozitul pe profit si alte impozite asimilate	82,082	137,849	170,965	0	0	0	0	0

ANEXA 1

Societatea: ROMOLD SECURITY S.R.L., Mun. Vaslui Jud. Vaslui
 Titlul: ANALIZA INDICATORI: 2019, 2020, 2021 si APRILIE 2022
 Analist: MANAGEMENT REORGANIZARE LICHIDARE IASI S.P.R.L
 Moneda/U.M.: LEI

Perioada:	12/31/2019	12/31/2020	12/31/2021	4/30/2022
Tipul situatiei financiare:	Realizat	Realizat	Realizat	Realizat
REZULTATUL NET AL EXERCITIULUI FINANCIAR	777,806	854,283	1,082,852	-435,832
ALTE INFORMATII DE BAZA				
Productia marfa realizata (valoric)	0	0	0	0
Capacitatea de productie maxima (valoric)	0	0	0	0
Numarul de actiuni/partii sociale	20	10,020	10,020	10,020
Valoarea nominala a actiunii/partii sociale	10,00	10,00	10,00	10,00
Capitalul social	200	100,200	100,200	100,200
Valoarea de piata a actiunii/partii sociale	0,00	0,00	0,00	0,00
Numarul mediu de salariati	166	190	243	180
Surse proprii de finantare	0	0	0	0

Analiza financiara

Indicatori de baza

Suma datorate institutiilor de credit si imprumuturi asimilate - total	230,859	164,361	48,239	42,340
Datorii comerciale si alte datorii asimilate - total	305,090	436,204	640,463	218,991
Alte datorii - total	880,190	2,623,156	4,271,325	5,534,663
Datorii totale (curente si la termen) plus asimilate	1,416,139	3,223,721	4,960,027	5,795,994
Capitalul proprii (activul net contabil)	178,006	152,847	-599,372	-1,501,927
Capitalizare bursiera (sau echivalenta)	0	0	0	0
Capitalul permanent	178,006	152,847	-599,372	-1,501,927
Creante inclusiv cheltuieli in avans	986,949	1,624,412	3,867,475	4,049,443
Datorii totale pe termen scurt inclusiv veniturii in avans	1,416,139	3,223,721	4,960,027	5,795,994
Activ(Pasiv) TOTAL	1,594,145	3,376,568	4,360,655	4,294,067
Rata de impozitare efectiva	9.55%	13.89%	13.64%	0.00%
Soldurile intermediare de gestiune				
Marja comerciala	0	0	0	0
Marja activitatii de leasing	0	0	0	0
Productia exercitiului	7,495,708	8,733,756	10,012,161	2,583,461
Valoarea adaugata	3,612,754	4,289,648	6,318,956	1,512,257
EBE (Excedentul brut din exploatare)	864,495	974,376	1,246,504	-431,036
REZULTATUL DIN EXPLOATARE	866,019	1,010,015	1,266,174	-436,022
Rezultatul curant	859,888	992,132	1,253,817	-435,832
Venituri totale (de exploatare + financiare)	9,051,600	10,677,100	11,813,556	2,585,927
Cheltuieli totale (de exploatare + financiare)	8,191,712	9,684,968	10,559,739	3,021,759

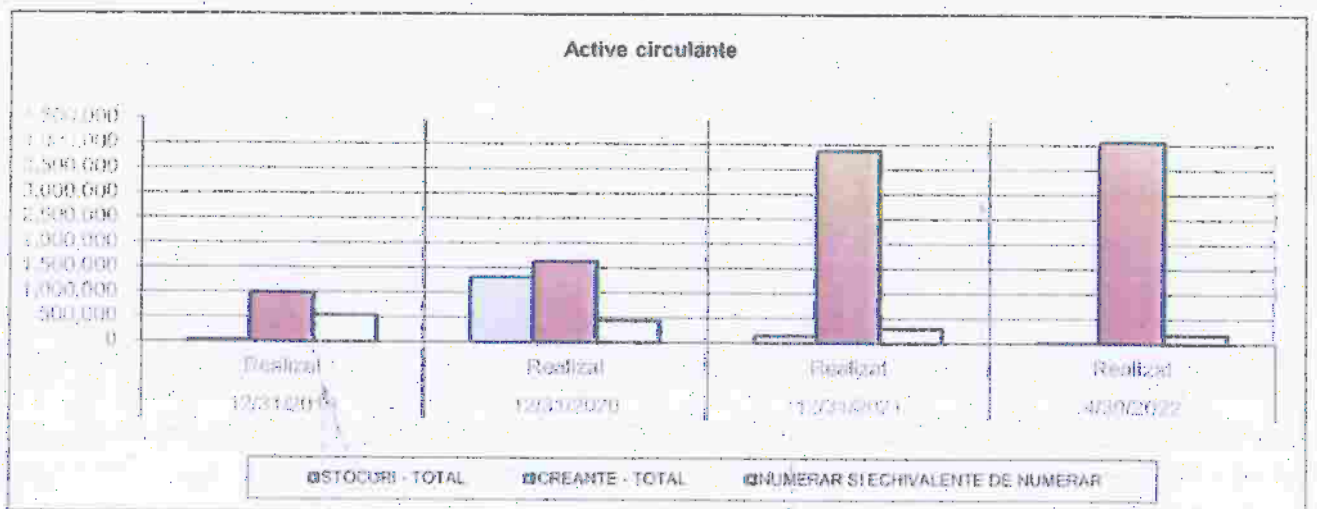
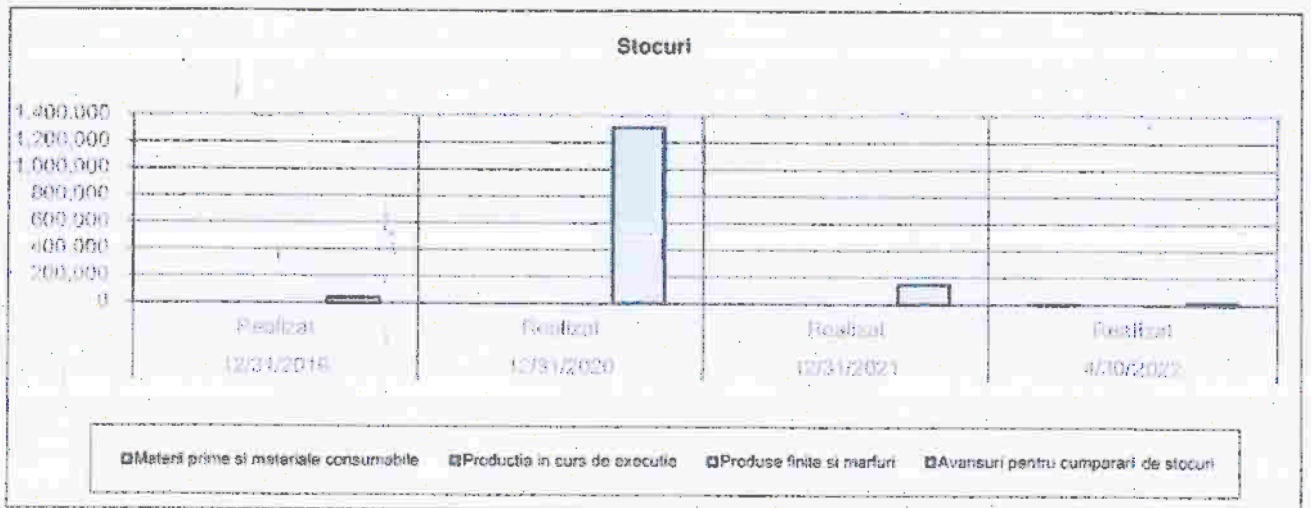
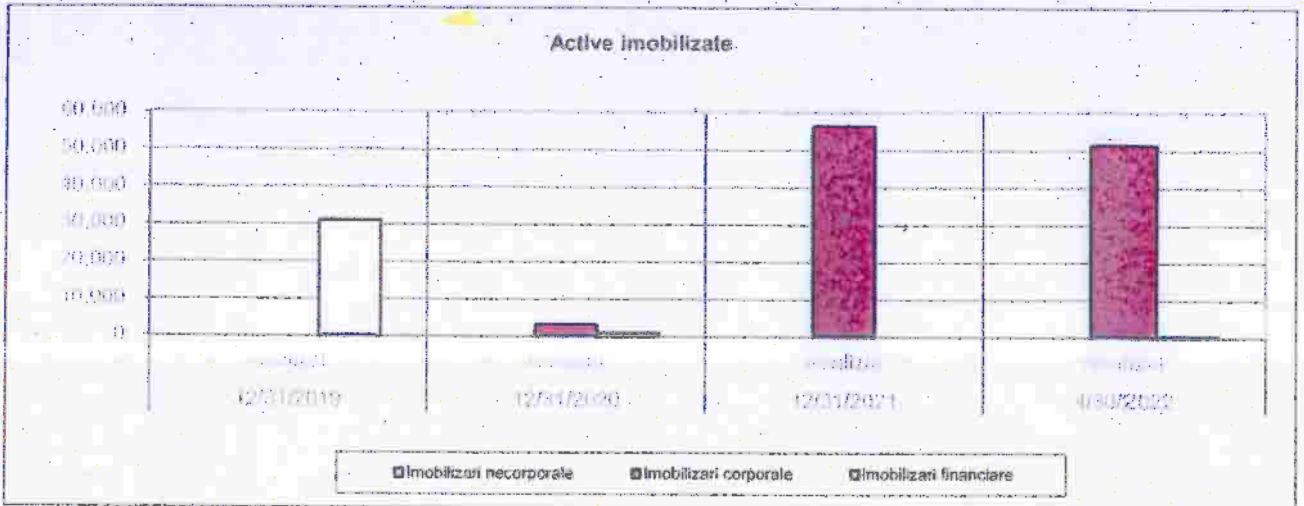
Societatea: ROMOLD SECURITY S.R.L., Mun. Vaslui Jud. Vaslui
 Titlu: ANALIZA INDICATORI: 2019, 2020, 2021 si APRILIE 2022
 Analist: MANAGEMENT REORGANIZARE LICHIDARE IASI S.P.R.L.
 Moneda U.M.: LEI

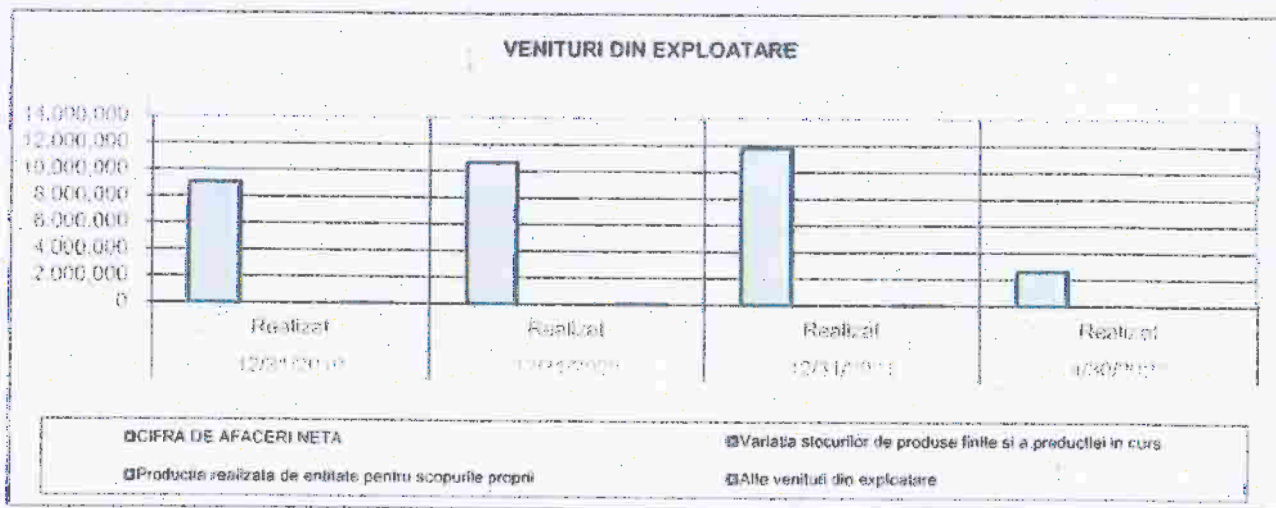
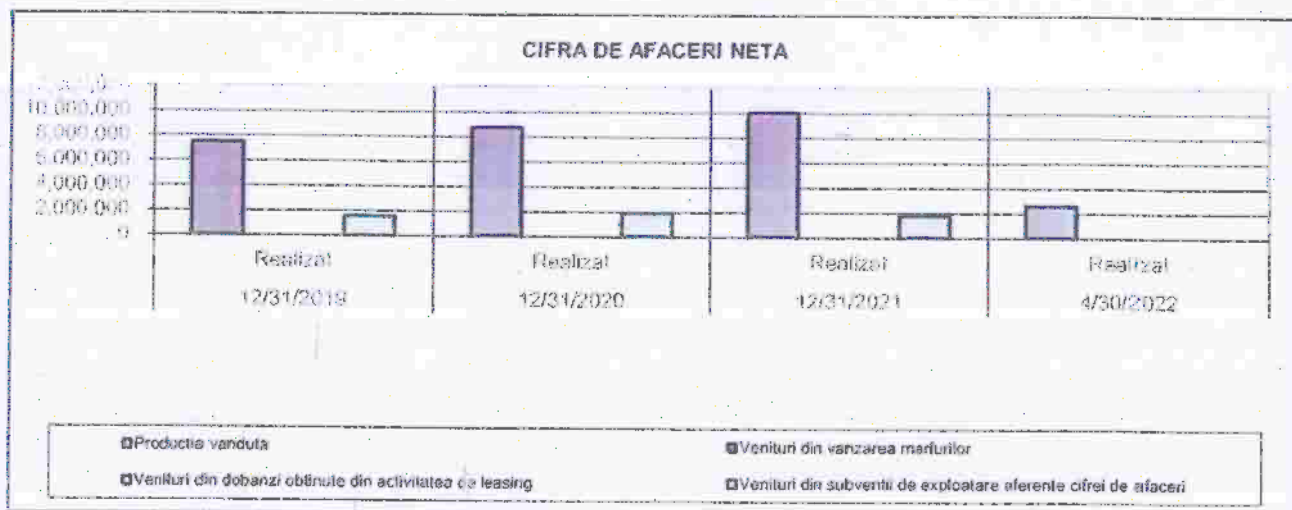
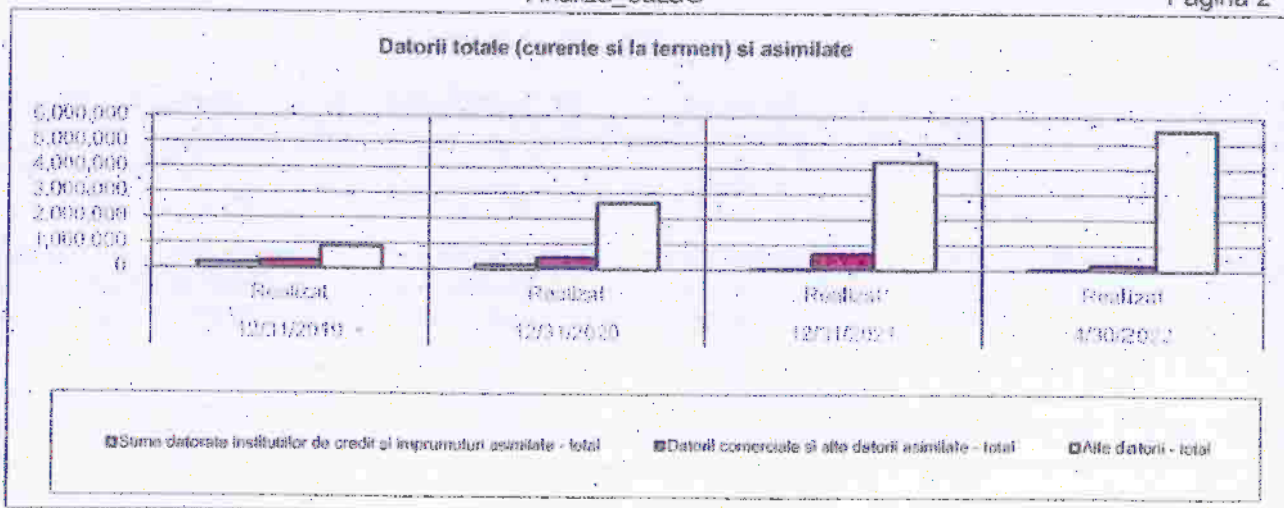
Perioada:	12/31/2019	12/31/2020	12/31/2021	4/30/2022
Tipul situatiei financiare:	Realizat	Realizat	Realizat	Realizat
EBIT (Profitul inainte de dobanda si impoziti)	866,130	1,010,116	1,266,379	-433,556

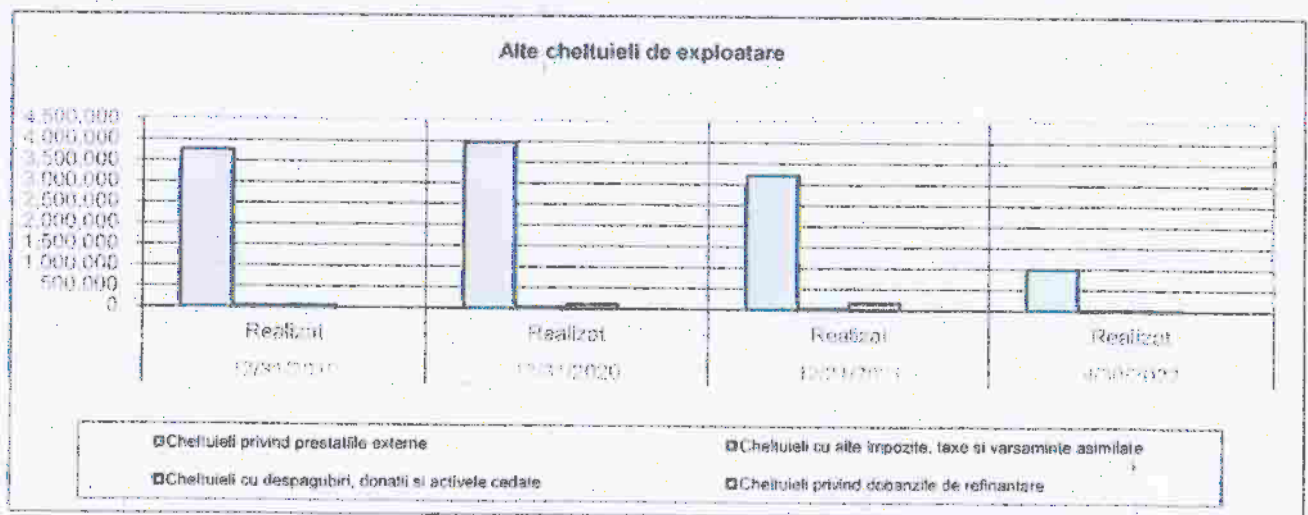
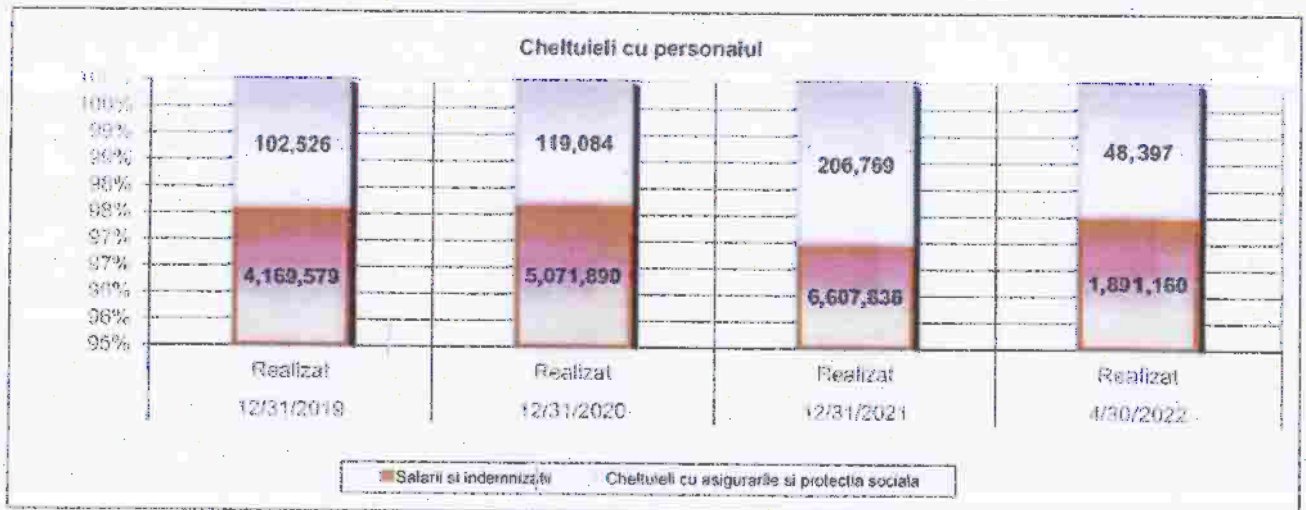
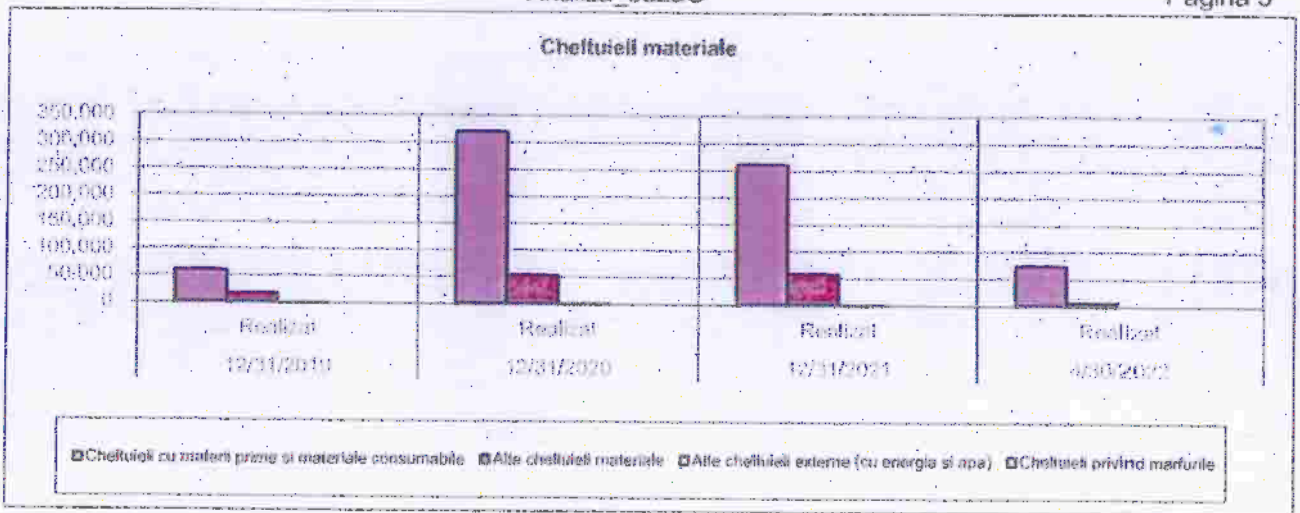
Societatea: ROMOLD SECURITY S.R.L., Mun. Vaslui Jud. Vaslui
 Titlu: ANALIZA INDICATORI: 2019, 2020, 2021 si APRILIE 2022
 Analist: MANAGEMENT REORGANIZARE LICHIDARE IASI S.P.R.L.
 Moneda/U.M.: LEI


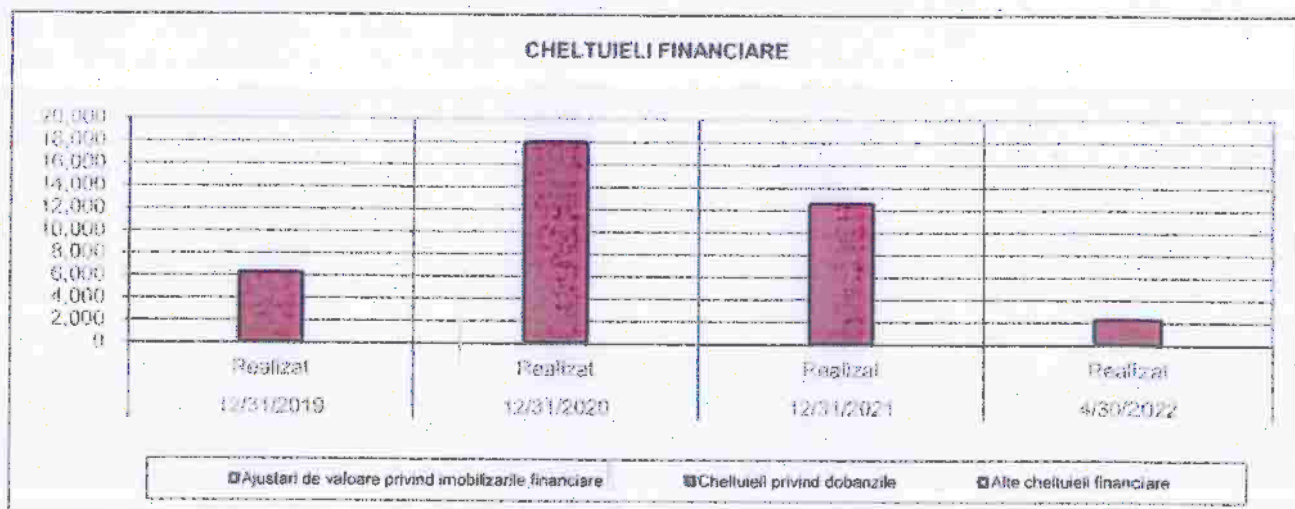
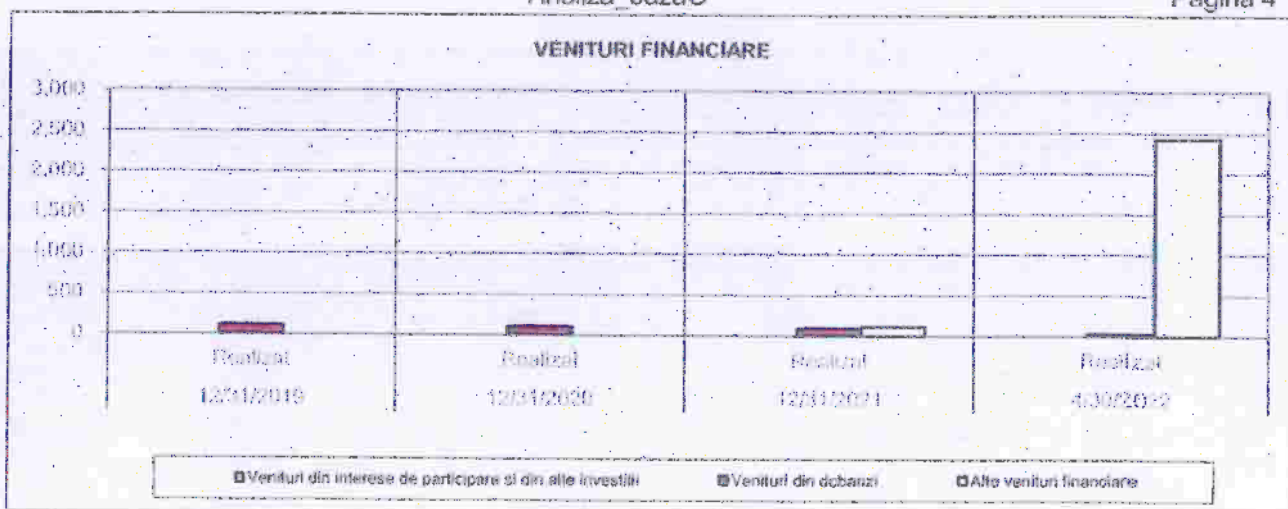
ANEXA 2


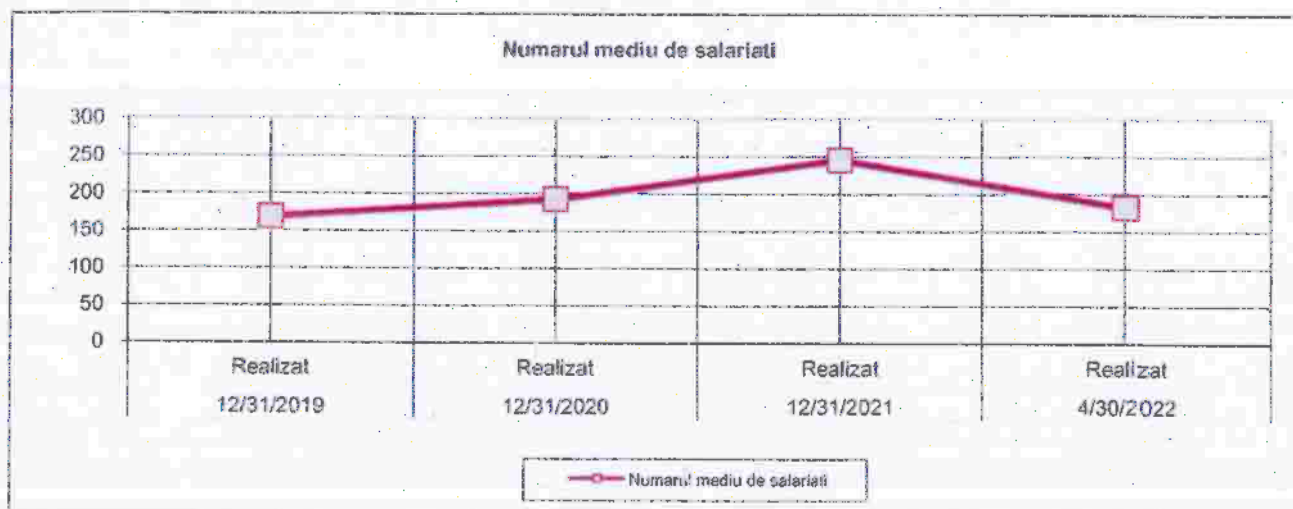
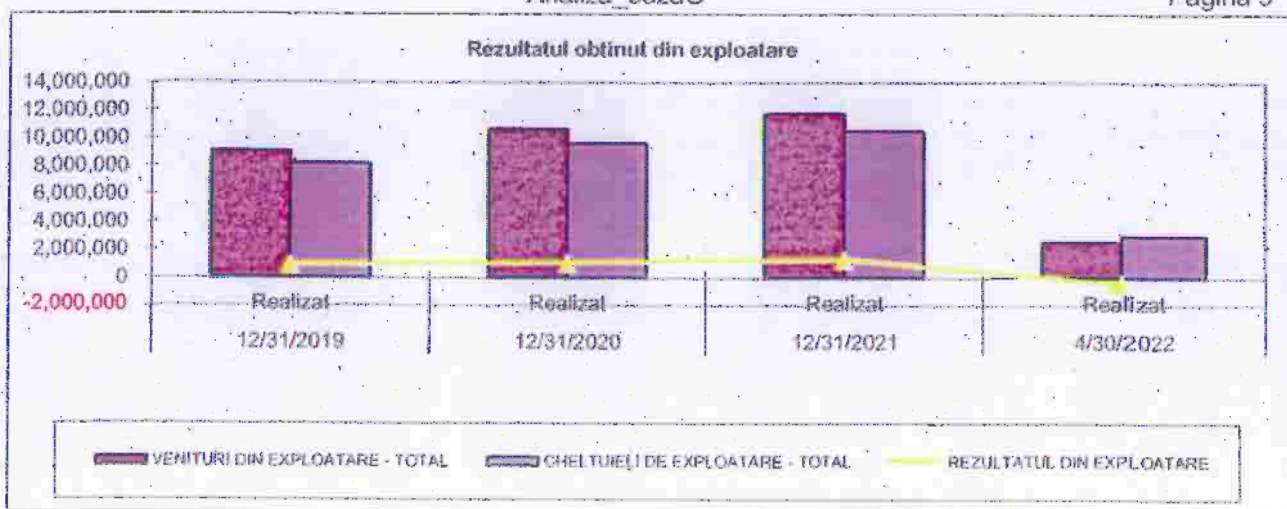
Analiza grafica


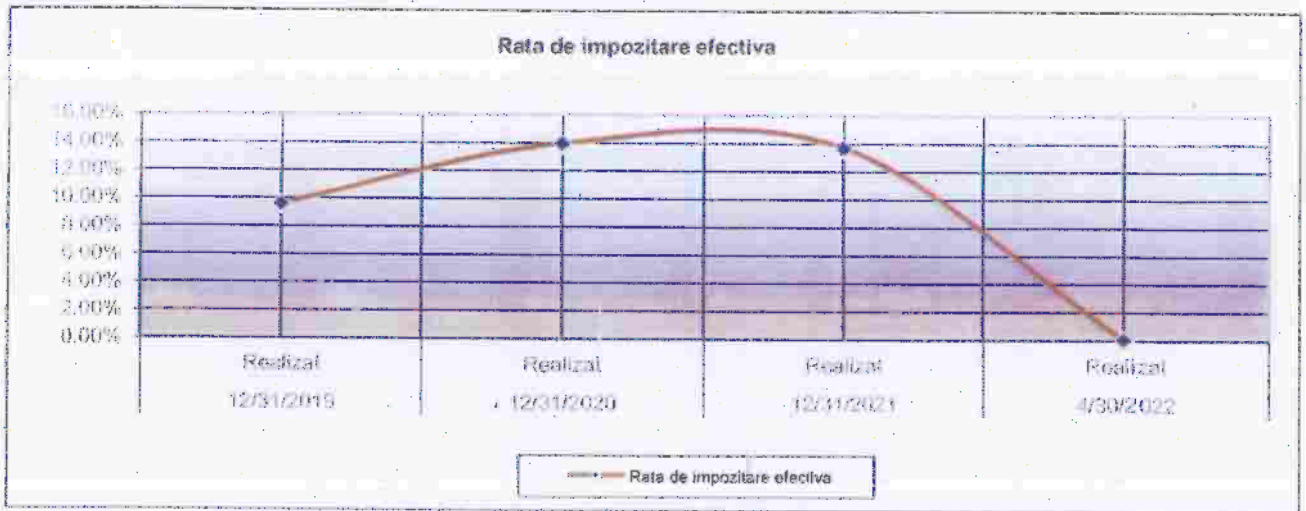
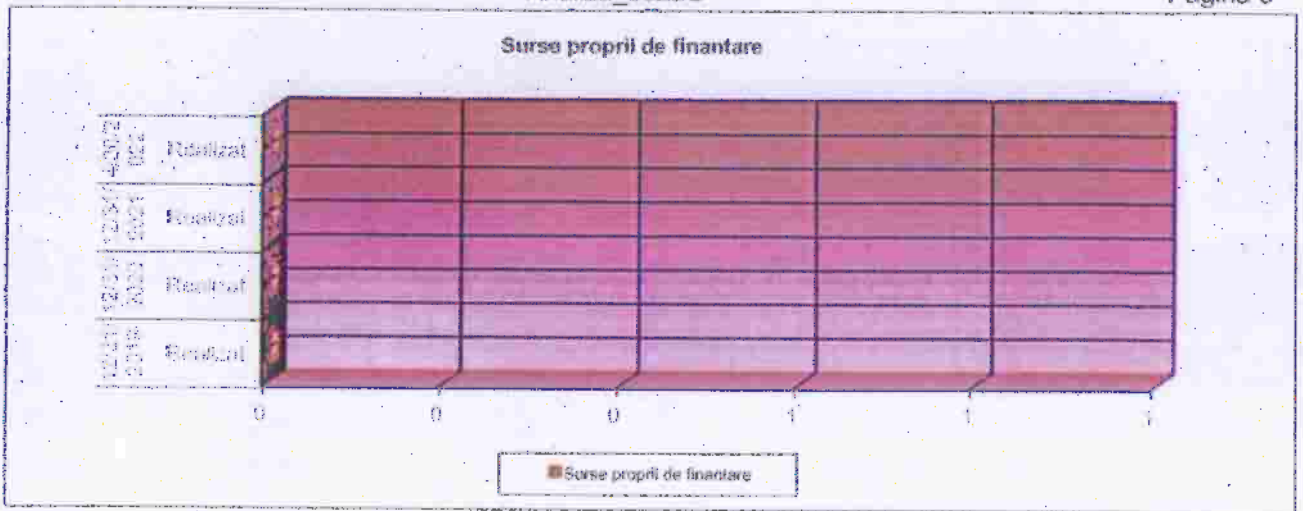



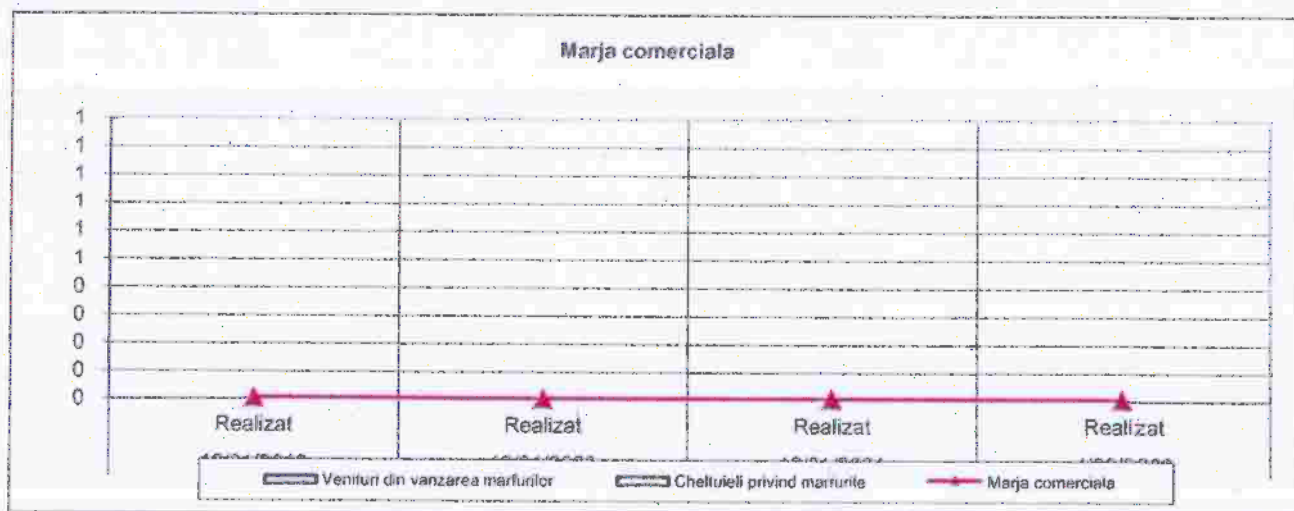
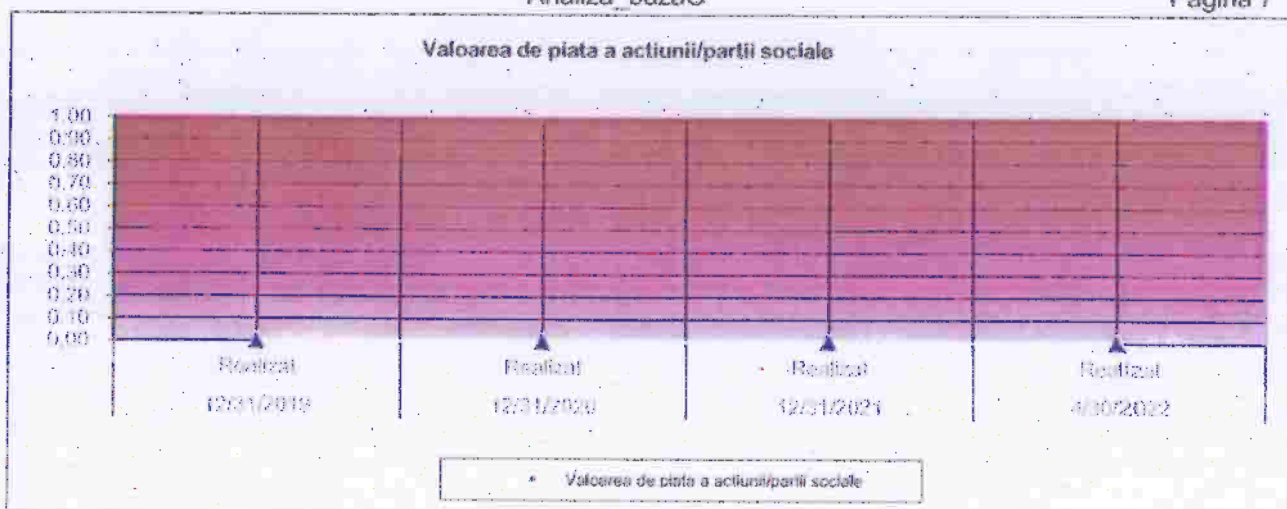


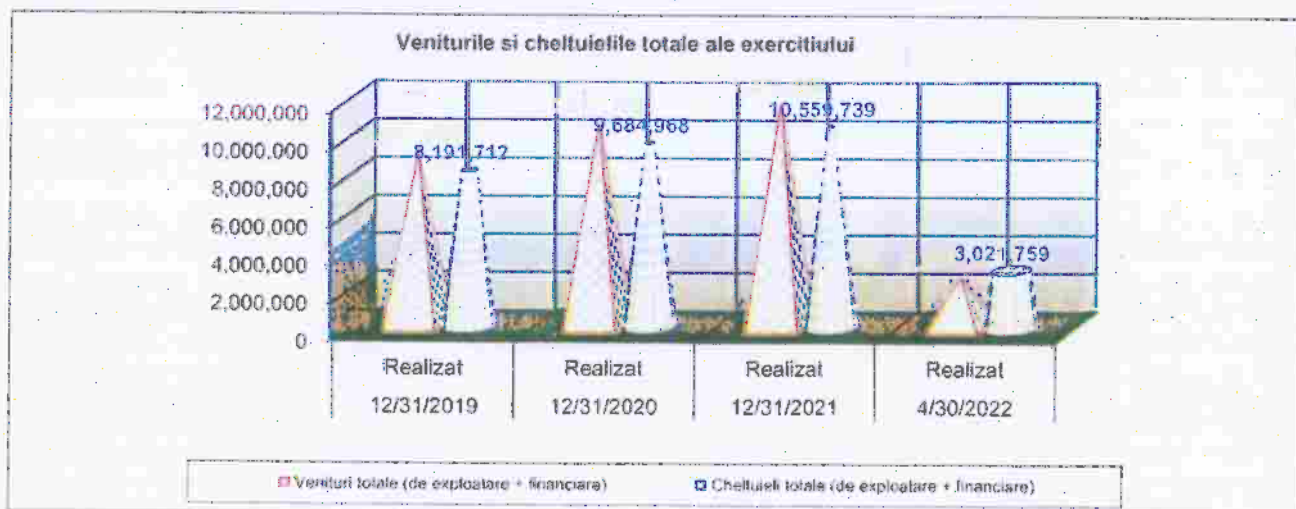
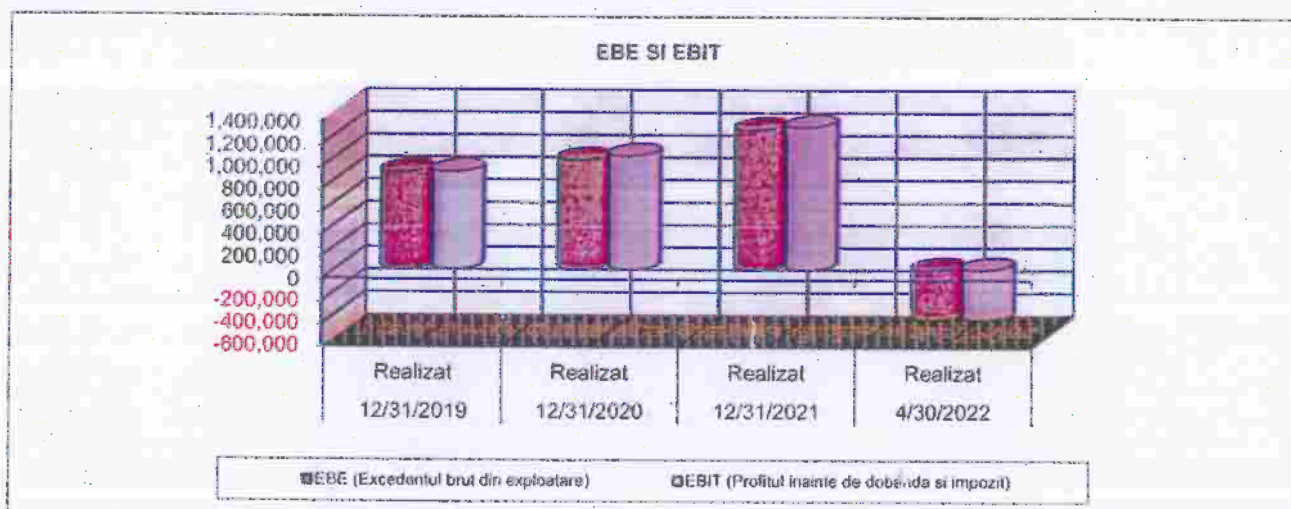
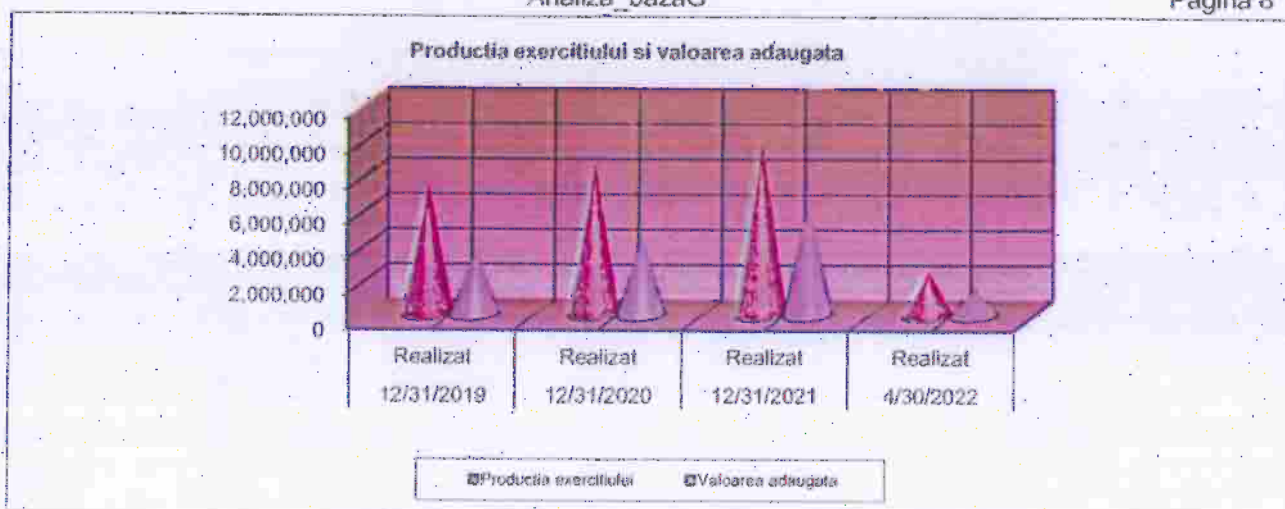












Societatea: ROMOLD SECURITY S.R.L., Mun. Vaslui Jud. Vaslui
 Titlul: ANALIZA INDICATORI: 2019, 2020, 2021 si APRILIE 2022
 Activitate: MANAGEMENT REORGANIZARE LICHIDARE IASI S.P.R.L.
 Moneda/U.M.: LEI

ANEXA 3

Perioada: 31/12/2020 R - 31/12/2020 R / 31/12/2021 R - 31/12/2021 R / 30/04/2022 R - 30/04/2022 R / 31/12/2021 R - 31/12/2021 R

Analiza dinamica a datelor de baza

BILANTUL

	31/12/2020 R	31/12/2019 R	31/12/2020 R	31/12/2019 R	31/12/2020 R	31/12/2019 R	30/04/2022 R	31/12/2021 R	31/12/2021 R
Imobilizari necorporale	0	0	0	0	0	0	0	0	0
Imobilizari corporale	3,104	3,104	53,282	53,282	1816,56%	1816,56%	-4,985	-4,985	91,16%
Imobilizari financiare	-30,086	-30,086	-1,024	-1,024	0,00%	0,00%	433	433	
ACTIVE IMOBILIZATE - TOTAL	-26,982	-26,982	52,258	52,258	1365,94%	1365,94%	-4,552	-4,552	91,93%
Materii prime si materiale consumabile	0	0	0	0			65	65	
Productia in curs de executie	0	0	0	0			0	0	
Produce finite si marfuri	0	0	0	0			0	0	
Avansuri pentru cumparari de stocuri	1,270,452	3376,05%	-1,161,858	-1,161,858	11,26%	11,26%	-130,574	-130,574	11,40%
STOCURI - TOTAL	1,270,452	3376,05%	-1,161,858	-1,161,858	11,26%	11,26%	-130,508	-130,508	11,44%
CREANTE - TOTAL	637,463	164,59%	2,243,063	2,243,063	238,08%	238,08%	181,988	181,988	104,71%
NUMERAR SI ECHIVALENTE DE NUMERAR	-98,510	61,67%	-149,376	-149,376	65,96%	65,96%	-113,495	-113,495	60,79%
ACTIVE CIRCULANTE - TOTAL	1,809,405	215,76%	931,829	931,829	127,63%	127,63%	-62,036	-62,036	98,56%
Cheltuieli in avans	0	0	0	0			0	0	
Sume datorate institutiilor de credit si imprumuturi asimilate	-66,198	71,20%	-116,122	-116,122	29,35%	29,35%	-5,899	-5,899	87,77%
Datorii comerciale si alte datorii asimilate	131,114	142,98%	204,259	204,259	146,83%	146,83%	-421,472	-421,472	34,19%
Alte datorii pe termen scurt	1,742,966	298,02%	1,648,169	1,648,169	162,83%	162,83%	1,263,338	1,263,338	129,58%
DATORII PE TERMEN SCURT - TOTAL	1,807,582	227,64%	1,736,306	1,736,306	153,86%	153,86%	835,967	835,967	116,85%
Active circulante nete respectiv datorii curente nete	1,823	101,24%	-804,477	-804,477	-440,94%	-440,94%	-899,003	-899,003	236,94%
TOTAL ACTIVE MINUS DATORII CURENTE	-25,159	85,87%	-752,219	-752,219	-392,14%	-392,14%	-902,555	-902,555	250,58%
Sume datorate institutiilor de credit si imprumuturi asimilate	0	0	0	0			0	0	
Datorii comerciale si alte datorii asimilate	0	0	0	0			0	0	
Alte datorii pe termen lung	0	0	0	0			0	0	
DATORII PE TERMEN MEDIU SI LUNG - TOTAL	0	0	0	0	0	0	0	0	0
PROVIZIUNAE	0	0	0	0			0	0	
Subventii pentru investitii	0	0	0	0			0	0	
Venituri inregistrate in avans	0	0	0	0			0	0	
VENITURI IN AVANS - TOTAL	0	0	0	0	0	0	0	0	0
CAPITAL SI PRIME DE CAPITAL	100,000	50100,00%	0	0	100,00%	100,00%	0	0	100,00%
REZERVE DIN REEVALUARE SI ALTE REZERVE	20,040	18,34%	-752,219	-752,219	-2206,92%	-2206,92%	-902,555	-902,555	225,42%
Alte elemente de capital	-145,199	85,87%	-752,219	-752,219	-392,14%	-392,14%	-902,555	-902,555	250,58%
CAPITALURI - TOTAL	-25,159	85,87%	-752,219	-752,219	-392,14%	-392,14%	-902,555	-902,555	250,58%
CONTUL DE PROFIT SI PIERDERE									

Societatea: ROMOLD SECURITY S.R.L., Mun. Vaslui Jud. Vaslui
 Titlu: ANALIZA INDICATORI: 2019, 2020, 2021 si APRILIE 2022
 Analist: MANAGEMENT REORGANIZARE LICHIDARE IASI S.P.R.L.
 Moneda/U.M.: LEI

ANEXA 3

Perioada:	31/12/2020 R - 31/12/2020 R / 31/12/2021 R - 31/12/2021 R / 30/04/2022 R - 30/04/2022 R /	31/12/2019 R - 31/12/2019 R / 31/12/2020 R - 31/12/2020 R / 31/12/2021 R - 31/12/2021 R /	31/12/2020 R - 31/12/2020 R / 31/12/2021 R - 31/12/2021 R / 30/04/2022 R - 30/04/2022 R /
CIFRA DE AFACERI NETA	1,590,785	1,141,342	-9,198,631
Productia vanduta	1,236,048	1,278,405	-7,428,700
Venituri din vanzarea marfurilor	0	0	0
Venituri din dobanzi obtinute din activitatea de leasing	0	0	0
Venituri din subventii de exploatare aferente cifrei de afaceri	352,737	-137,063	-1,769,931
Variata stocurilor de produse finite si a productiei in curs	0	0	0
Productia realizata de entitate pentru scopurile proprii	0	0	0
Alte venituri din exploatare	34,725	-4,990	-31,259
VENITURI DIN EXPLOATARE - TOTAL	1,625,510	1,136,352	-9,229,890
Cheltuieli cu materii prime si materiale consumabile	260,901	-58,617	-187,787
Alte cheltuieli materiale	36,873	4,319	-51,366
Alte cheltuieli externe (cu energia si apa)	785	-775	-101
Cheltuieli privind marfurile	0	0	0
Cheltuieli cu personalul - Total, din care:	918,869	1,623,631	-4,875,048
Salarii si indemnizatii	902,311	1,535,946	-4,716,676
Cheltuieli cu asigurarea si protectia sociala	16,558	87,685	-158,372
Amortizari, provizioane si alte ajustari de valoare	810	10,779	-6,603
Alte cheltuieli de exploatare - Total, din care:	263,276	-699,144	-2,406,789
Cheltuieli privind prestatii externe	212,644	-762,929	-2,229,233
Cheltuieli cu alte impozite, taxe si varsaminte asimilate	681	-3,314	-24,042
Cheltuieli cu despagubiri, donatii si active cedate	49,951	67,099	-153,514
Cheltuieli privind dobanzile de refinantare	0	0	0
CHELTUIELI DE EXPLOATARE - TOTAL	1,481,514	880,193	-7,527,694
REZULTATUL DIN EXPLOATARE	143,996	256,159	-1,702,196
Venituri din interese de participare si din alte investitii	0	0	0
Venituri din dobanzi	-10	-11	-59
Alte venituri financiare	0	115	2,320
VENITURI FINANCIARE - TOTAL	-10	104	2,261
Ajustari de valoare privind imobilizarile financiare	0	0	0
Cheltuieli privind dobanzile	11,742	-5,422	-10,286
Alte cheltuieli financiare	0	0	0
CHELTUIELI FINANCIARE - TOTAL	11,742	-5,422	-10,286
REZULTATUL FINANCIAR	-11,752	5,526	12,547

Societatea: ROMOLD SECURITY S.R.L., Mun. Vaslui Jud. Vaslui
 Titlul: ANALIZA INDICATORI: 2019, 2020, 2021 si APRILIE 2022
 Analist: MANAGEMENT REORGANIZARE LICHIDARE IASI S.P.R.L.
 Măneșcu U.M.: LEI

ANEXA 3

Perioada: 31/12/2020 R - 31/12/2021 R / 31/12/2021 R - 30/04/2022 R / 30/04/2022 R - 31/12/2021 R / 31/12/2021 R - 31/12/2021 R

Analiza dinamica a datelor de baza

	31/12/2020 R	31/12/2019 R	31/12/2020 R	31/12/2021 R	31/12/2021 R	31/12/2021 R
Rezultatul obtinut din activitatea extraordinara	0	0	0	0	0	0
REZULTATUL BRUT	132,244	115,38%	261,685	126,38%	-1,689,649	-34,76%
Impozitul pe profit si alte impozite asimilate	55,767	167,94%	33,116	124,02%	-170,985	0,00%
REZULTATUL NET AL EXERCITIULUI FINANCIAR	76,477	109,83%	228,569	126,76%	-1,518,684	-40,25%
ALTE INFORMATII DE BAZA						
Productia marfa realizata (valoric)	0		0		0	
Capacitatea de productie maxima (valoric)	0		0		0	
Numarul de actionari/partii sociale	10,000	50100,00%	0	100,00%	0	100,00%
Valoarea nominata a actiunilor/partii sociale	0,00	100,00%	0,00	100,00%	0,00	100,00%
Capitalul social	100,000	50100,00%	0	100,00%	0	100,00%
Valoarea de piata a actiunilor/partii sociale	0,00		0,00		0,00	
Numarul mediu de salariati	24	114,46%	53	127,89%	-83	74,07%
Surse proprii de finantare	0		0		0	

Analiza financiara

	31/12/2020 R	31/12/2019 R	31/12/2020 R	31/12/2021 R	31/12/2021 R	31/12/2021 R
Indicatori de baza						
Sume datorate institutiilor de credit si imprumuturi asimilate - total	-66,490	71,20%	-116,122	29,35%	-5,899	87,77%
Datorii comerciale si alte datorii asimilate - total	131,114	142,98%	204,259	146,83%	-421,472	34,19%
Alte datorii - total	1,742,966	298,02%	1,648,169	162,83%	1,263,338	129,58%
Datorii totale (curente si la termen) plus asimilate	1,807,582	227,64%	1,736,306	153,86%	835,967	116,85%
Capitalul proprii (activul net contabil)	-25,159	85,87%	-752,219	-392,14%	-902,555	250,58%
Capitalizarea bursiera (sau echivalenta)	0		0		0	
Capitalul permanent	-25,159	85,87%	-752,219	-392,14%	-902,555	250,58%
Creante inclusiv cheltuieli in avans	637,463	164,59%	2,243,063	238,08%	181,968	104,71%
Datorii totale pe termen scurt inclusiv vanituri in avans	1,807,582	227,64%	1,736,306	153,86%	835,967	116,85%
Activ(Pasiv) TOTAL	1,782,423	211,81%	984,087	129,14%	-68,588	98,47%
Rata de impozitare efectiva	4,35%	145,56%	-0,26%	98,14%	-13,64%	0,00%
Soldurile intermediare de gestiune						
Marja comerciala	0		0		0	
Marja activitatii de leasing	0		0		0	
Productia exercitiului	1,238,048	116,52%	1,278,405	114,64%	-7,428,700	25,80%
Valoarea adaugata	676,894	118,74%	2,029,308	147,31%	-4,806,689	23,93%
EBE (Excedentul brut din exploatare)	110,081	112,73%	271,928	127,90%	-1,677,540	-34,58%

Analiza_bazaD

Societatea: ROMOLD SECURITY S.R.L., Mun. Vaslui Jud. Vaslui
 Titlu: ANALIZA INDICATORI: 2019, 2020, 2021 si APRILIE 2022
 Analise: MANAGEMENT REORGANIZARE LICHIDARE (ASI S.P.R.L
 Moneda/U.M.: LEI

Perioada:

31/12/2020 R - 31/12/2020 R / 31/12/2021 R - 30/04/2022 R /
 31/12/2019 R 31/12/2019 R 31/12/2020 R 31/12/2020 R 31/12/2021 R 31/12/2021 R

Analiza dinamica a datelor de baza

	31/12/2020 R	31/12/2019 R	31/12/2020 R / 31/12/2019 R	31/12/2021 R	31/12/2020 R	31/12/2021 R / 31/12/2020 R
REZULTATUL DIN EXPLOATARE	143,896	116.63%	256,159	-1,702,196	-34.44%	
Rezultatul curent	132,244	115.38%	267,685	-1,689,649	-34.76%	
Venituri totale (de exploatare + financiare)	1,625,500	117.96%	1,136,456	-8,227,629	21.89%	
Cheltuieli totale (de exploatare + financiare)	1,493,256	118.23%	874,771	-7,537,980	28.62%	
EBIT (Profitul înainte de dobanda si impozit)	143,986	116.62%	256,263	-1,689,935	-34.24%	

Analiza_ponderis

ANEXA 4

Societatea: ROMOLD SECURITY S.R.L., Mun. Vaslui Jud. Vaslui
 Titlu: ANALIZA INDICATORI: 2019, 2020, 2021 si APRILIE 2022
 Analist: MANAGEMENT REORGANIZARE LICHIDARE IASI S.P.R.L.
 Maneda/U.M.: LEI

Perioada:	12/31/2019		12/31/2020		12/31/2021		4/30/2022	
	Realizat	Realizat	Realizat	Realizat	Realizat	Realizat	Realizat	
PONDEREA ELEMENTELOR DE CHELTUIELI								
IN TOTAL VENITURI DE EXPLOATARE (100%)								
Cheltuieli cu materii prime si materiale consumabile	0.65%	2.99%	2.21%	2.84%				
Alte cheltuieli materiale	0.18%	0.50%	0.49%	0.24%				
Alte cheltuieli externe (cu energia si apa)	0.00%	0.01%	0.00%	0.00%				
Cheltuieli privind manturile	0.00%	0.00%	0.00%	0.00%				
Cheltuieli cu personalul - Total	47.20%	48.62%	57.69%	75.06%				
Amortizari, provizioane si alte ajustari de valoare	0.00%	0.01%	0.10%	0.19%				
Alte cheltuieli de exploatare - Total	42.40%	38.41%	28.80%	38.53%				
CHELTUIELI DE EXPLOATARE - TOTAL	90.43%	90.54%	89.28%	116.88%				
IN TOTAL CHELTUIELI DE EXPLOATARE (100%)								
Cheltuieli cu materii prime si materiale consumabile	0.72%	3.31%	2.48%	2.43%				
Alte cheltuieli materiale	0.20%	0.55%	0.55%	0.21%				
Alte cheltuieli externe (cu energia si apa)	0.00%	0.01%	0.00%	0.00%				
Cheltuieli privind manturile	0.00%	0.00%	0.00%	0.00%				
Cheltuieli cu personalul - Total, din care:	52.19%	53.70%	64.61%	64.23%				
Salarii si indemnizatii	50.94%	52.47%	62.65%	62.63%				
Cheltuieli cu asigurarile si protectia sociala	1.25%	1.23%	1.96%	1.60%				
Ahorizari, provizioane si alte ajustari de valoare	0.00%	0.01%	0.11%	0.17%				
Alte cheltuieli de exploatare - Total, din care:	46.89%	42.43%	32.26%	32.96%				
Cheltuieli privind prestatiile externe	45.96%	41.12%	30.45%	32.54%				
Cheltuieli cu alte impozite, taxe si versaminte asimilate	0.37%	0.32%	0.26%	0.12%				
Cheltuieli cu despagubiri, donatii si active cedate	0.56%	0.99%	1.54%	0.30%				
Cheltuieli privind dobanzile de refinantare	0.00%	0.00%	0.00%	0.00%				
PONDEREA ELEMENTELOR DE PATRIMONIU								
IN TOTAL ACTIV (100%)								
Imobilizari necorporale	0.00%	0.00%	0.00%	0.00%				
Imobilizari corporale	0.00%	0.09%	1.29%	1.20%				
Imobilizari financiare	1.98%	0.03%	0.00%	0.01%				
ACTIVE IMOBILIZATE - TOTAL	1.98%	0.12%	1.29%	1.21%				
ACTIVE CIRCULANTE (SI ASIMILATE) - TOTAL	98.05%	99.88%	98.71%	98.79%				

Analiza_ponderii

ANEXA 4

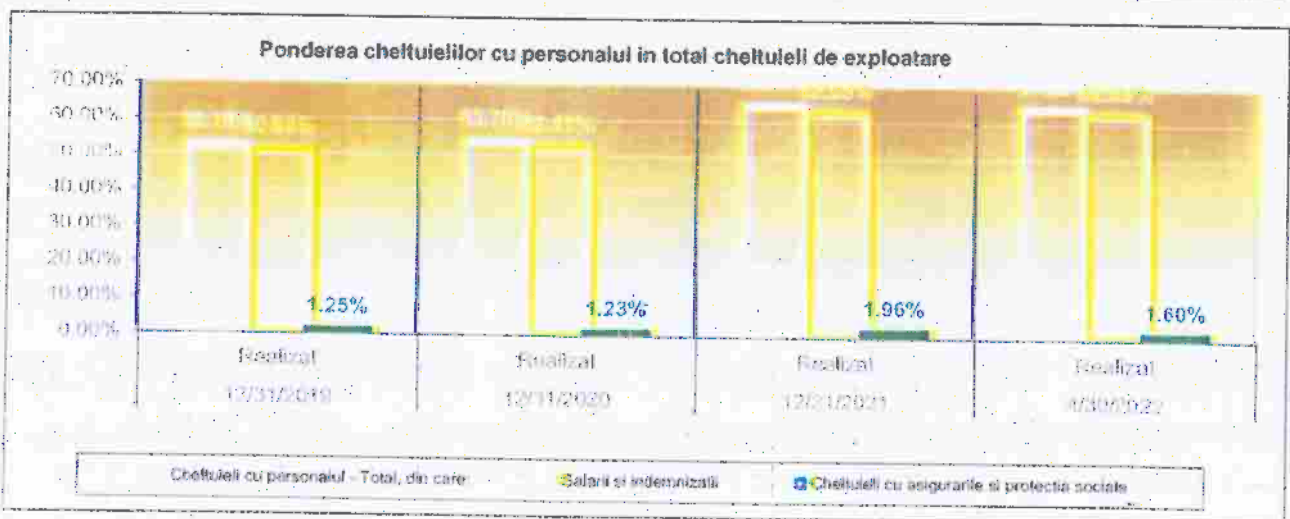
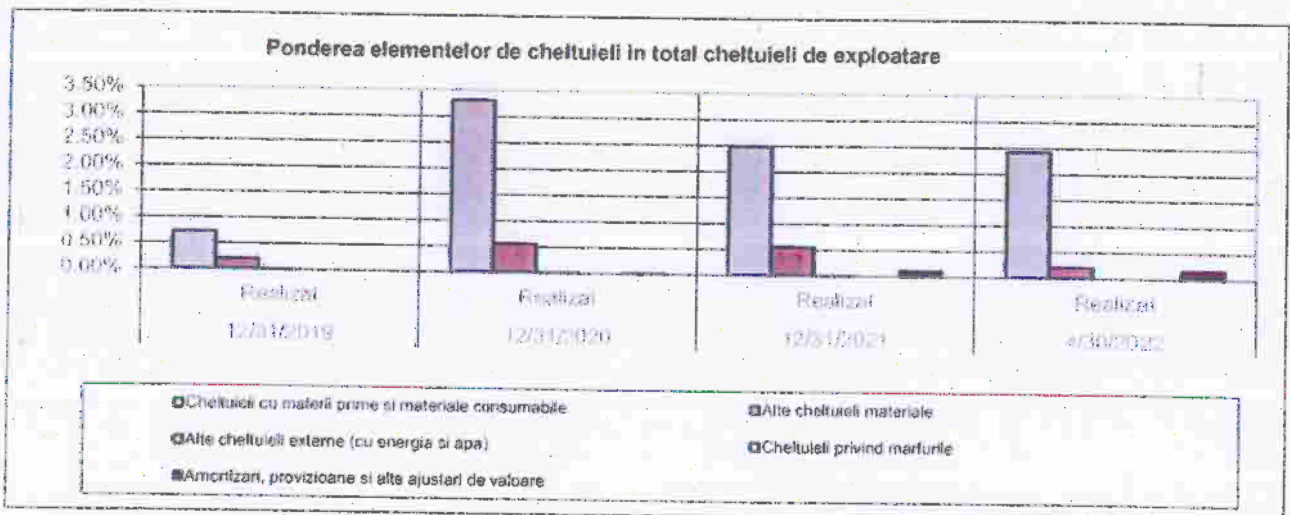
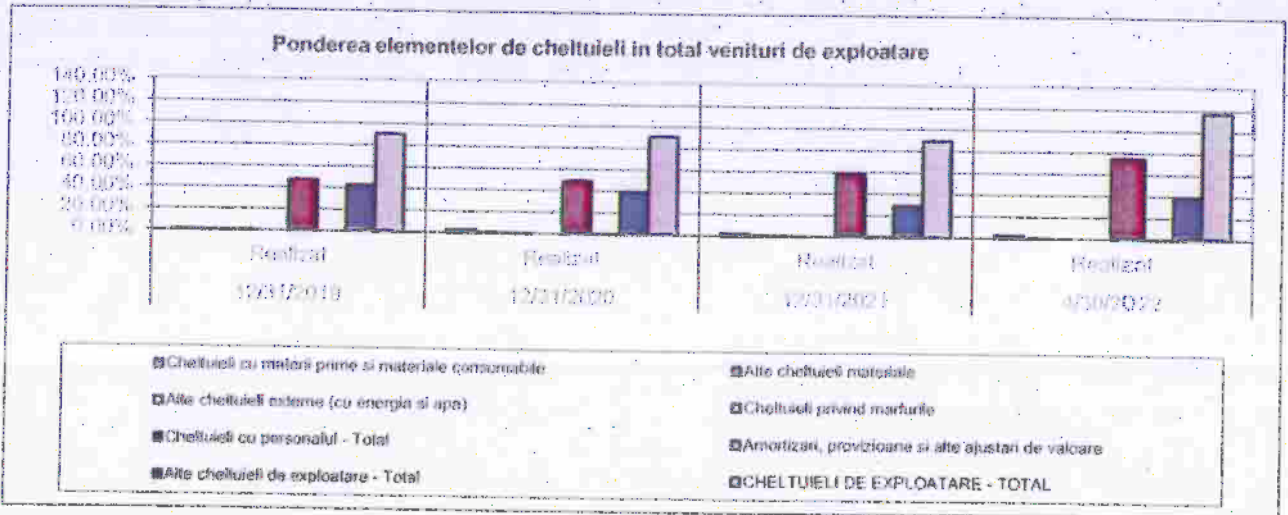
Societatea: ROMOLD SECURITY S.R.L., Mun. Vaslui Jud. Vaslui
 Titlul: ANALIZA INDICATORI: 2019, 2020, 2021 si APRILIE 2022
 Analist: MANAGEMENT REORGANIZARE LICHIDARE IASI S.P.R.L.
 Modeta/J.M.: LEI

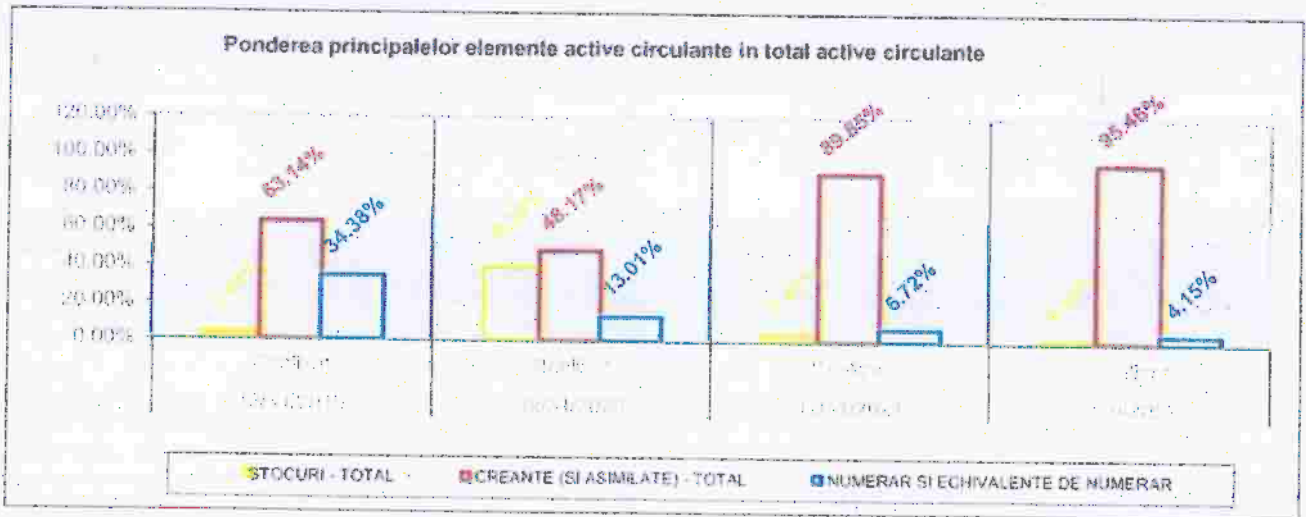
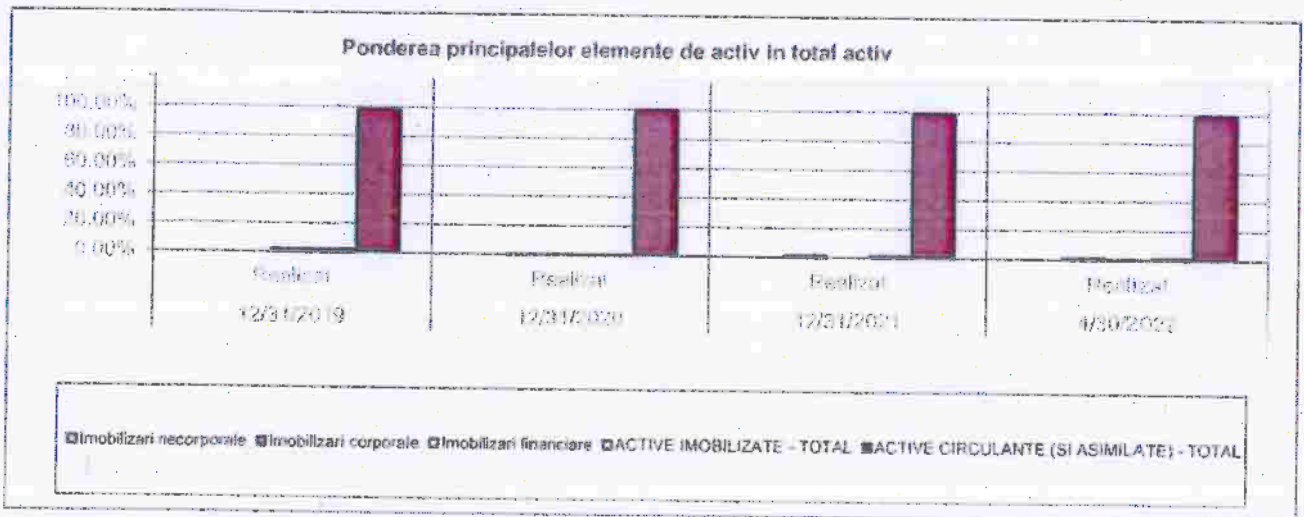
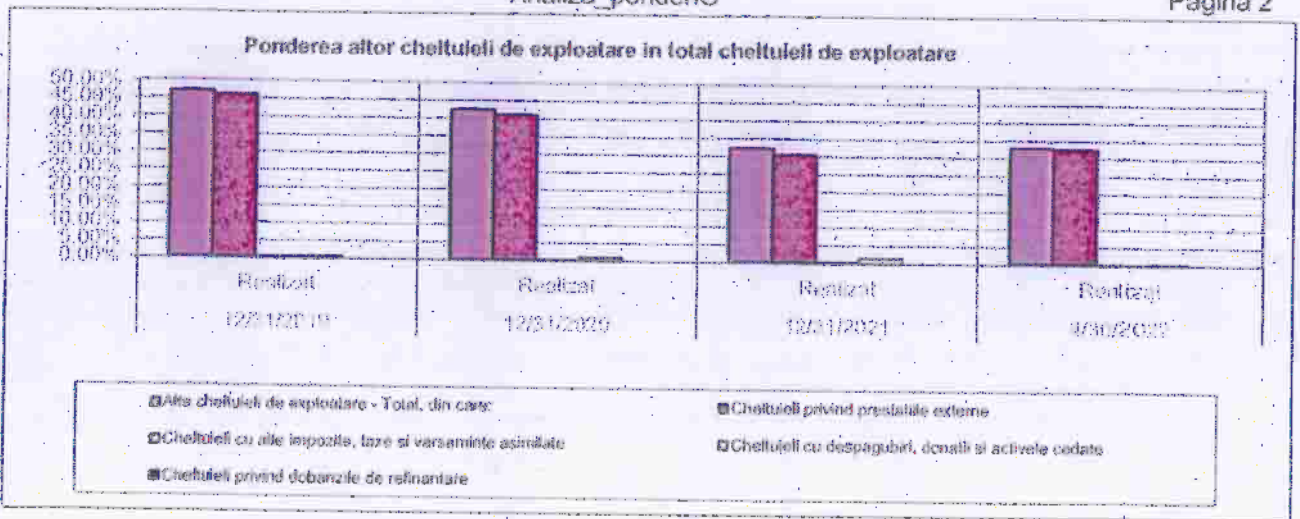
Perioada:	12/31/2019		12/31/2020		12/31/2021		4/30/2022	
	Realizat	Realizat	Realizat	Realizat	Realizat	Realizat	Realizat	Realizat
<i>Titlul situatiei financiare:</i>								
STOCURI - TOTAL	2.48%	38.82%	3.42%	0.40%				
CREANTE (SI ASIMILATE) - TOTAL	63.14%	48.17%	69.85%	95.46%				
NUMERAR SI ECHIVALENTE DE NUMERAR	34.38%	13.01%	6.72%	4.15%				
IN TOTAL STOCURI (100%)								
Materii prime si materiale consumabile	0.00%	0.00%	0.00%	0.39%				
Productia in curs de executie	0.00%	0.00%	0.00%	0.00%				
Produce finite si marfuri	0.00%	0.00%	0.00%	0.00%				
Avansuri pentru cumparari de stocuri	100.00%	100.00%	100.00%	99.61%				
IN TOTAL PASIV (100%)								
Sume datorate institutiilor de credit si imprumuturi asimilate	14.48%	4.87%	1.11%	0.99%				
Datorii comerciale si alte datorii asimilate	19.14%	12.92%	14.69%	5.10%				
Alte datorii pe termen scurt	55.21%	77.69%	97.95%	128.89%				
DATORII PE TERMEN SCURT - TOTAL	88.83%	95.47%	113.74%	134.98%				
Sume datorate institutiilor de credit si imprumuturi asimilate	0.00%	0.00%	0.00%	0.00%				
Datorii comerciale si alte datorii asimilate	0.00%	0.00%	0.00%	0.00%				
Alte datorii pe termen lung	0.00%	0.00%	0.00%	0.00%				
DATORII PE TERMEN MEDIU SI LUNG - TOTAL	0.00%	0.00%	0.00%	0.00%				


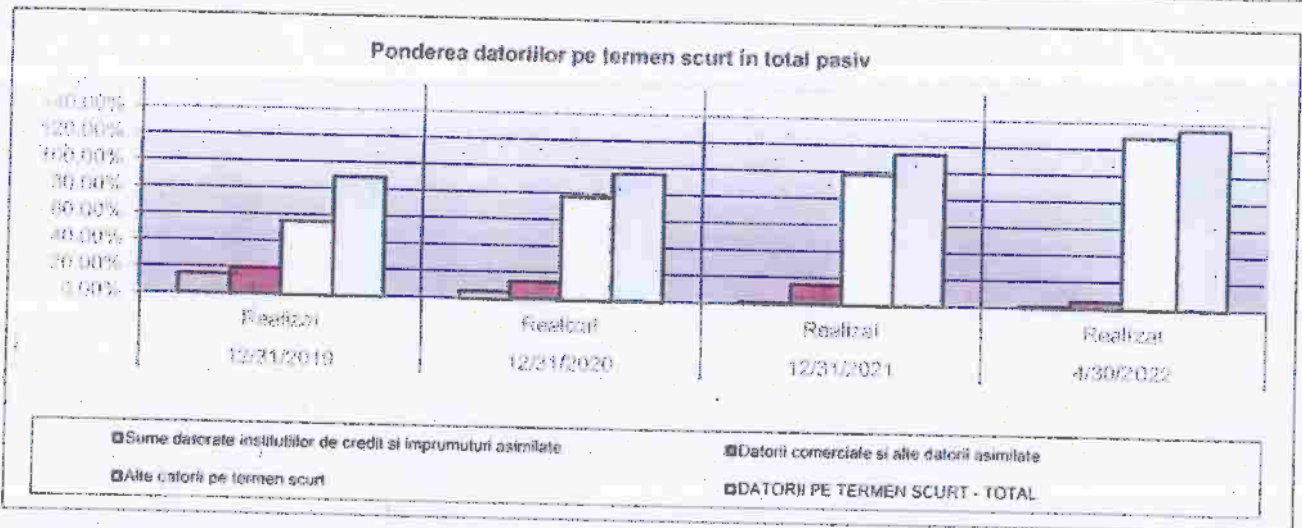

Societatea: ROMOLD SECURITY S.R.L., Mun. Vaslui Jud. Vaslui
 Titlul: ANALIZA INDICATORI: 2019, 2020, 2021 si APRILIE 2022
 Analist: MANAGEMENT REORGANIZARE LICHIDARE IASI S.P.R.L.
 Moneda/U.M.: LEI

ANEXA 5

Analiza grafica







Societatea: ROMOLD SECURITY S.R.L., Mun. Vaslui Jud. Vaslui
 Titlu: ANALIZA INDICATORI: 2019, 2020, 2021 si APRILIE 2022
 Analist: MANAGEMENT REORGANIZARE LICHIDARE IASI S.P.R.L.
 Moneda/CLM: LEI

ANEXA 6

Perioada: 31/12/2020 R - 31/12/2020 R / 31/12/2021 R - 31/12/2021 R / 30/04/2022 R - 30/04/2022 R / 31/12/2019 R 31/12/2019 R 31/12/2020 R 31/12/2020 R 31/12/2021 R 31/12/2021 R

Analiza dinamica a ponderii elementelor analizate

PONDEREA ELEMENTELOR DE CHELTUIELI

IN TOTAL VENITURI DE EXPLOATARE (100%)

Cheltuieli cu materii prime si materiale consumabile	2.34%	460.68%	-0.78%	73.81%	0.63%	128.42%
Alte cheltuieli materiale	0.32%	274.54%	-0.01%	97.70%	-0.24%	49.95%
Alte cheltuieli externe (cu energia si apa)	0.01%	816.08%	-0.01%	10.42%	0.00%	0.00%
Cheltuieli privind marfurile	0.00%		0.00%		0.00%	
Cheltuieli cu personalul - Total	1.42%	103.01%	9.07%	118.65%	17.39%	130.15%
Amortizari, provizioane si alte ajustari de valoare	0.01%		0.09%	1293.11%	0.08%	196.73%
Alte cheltuieli de exploatare - Total	-3.99%	90.59%	-9.61%	74.97%	9.73%	133.78%
CHELTUIELI DE EXPLOATARE - TOTAL	0.11%	100.12%	-1.26%	98.61%	27.60%	130.91%

IN TOTAL CHELTUIELI DE EXPLOATARE (100%)

Cheltuieli cu materii prime si materiale consumabile	2.59%	460.13%	-0.83%	74.85%	-0.05%	98.10%
Alte cheltuieli materiale	0.35%	274.21%	-0.01%	99.08%	-0.34%	38.16%
Alte cheltuieli externe (cu energia si apa)	0.01%	815.11%	-0.01%	10.57%	0.00%	0.00%
Cheltuieli privind marfurile	0.00%		0.00%		0.00%	
Cheltuieli cu personalul - Total, din care:	1.51%	102.89%	10.91%	120.32%	-0.38%	99.42%
Salarii si indemnizatii	1.53%	103.00%	10.18%	119.41%	-0.02%	99.97%
Cheltuieli cu asigurarile si protectia sociala	-0.02%	98.35%	0.73%	159.14%	-0.36%	81.76%
Amortizari, provizioane si alte ajustari de valoare	0.01%		0.10%	1311.34%	0.06%	150.28%
Alte cheltuieli de exploatare - Total, din care:	-4.46%	90.48%	-10.17%	76.03%	0.71%	102.19%
Cheltuieli privind prestatiile externe	-4.84%	89.46%	-10.66%	74.06%	2.09%	106.86%
Cheltuieli cu alte impozite, taxe si varsaminte asimilate	-0.05%	86.57%	-0.06%	81.89%	-0.14%	46.98%
Cheltuieli cu despagubiri, donatii si active cedate	0.43%	177.63%	0.55%	156.09%	-1.24%	19.42%
Cheltuieli privind dobanzile de refinantare	0.00%		0.00%		0.00%	

PONDEREA ELEMENTELOR DE PATRIMONIU

IN TOTAL ACTIV (100%)

Imobilizari necorporate	0.00%		0.00%		0.00%	
Imobilizari corporale	0.09%		1.20%	1406.61%	-0.10%	92.57%
Imobilizari financiare	-1.92%	1.55%	-0.03%	0.00%	0.01%	
ACTIVE IMOBILIZATE - TOTAL	-1.83%	6.26%	1.17%	1057.68%	-0.09%	93.35%
ACTIVE CIRCULANTE (SI ASIMILATE) - TOTAL	1.83%	101.87%	-1.17%	98.83%	0.09%	100.09%

Societatea: ROMOLD SECURITY S.R.L., Mun. Vaslui Jud. Vaslui
 Titlu: ANALIZA INDICATORI: 2019, 2020, 2021 si APRILIE 2022
 Analist: MANAGEMENT REORGANIZARE LICHIDARE IASI S.P.R.L.
 Moneda/U.M.: LEI

ANEXA 6

Perioada: 31/12/2020 R - 31/12/2020 R / 31/12/2021 R - 31/12/2021 R / 30/04/2022 R / 31/12/2021 R / 31/12/2021 R

Analiza dinamica a ponderii elementelor analizate

	31/12/2020 R	31/12/2019 R	31/12/2020 R	31/12/2021 R	31/12/2021 R	30/04/2022 R	31/12/2021 R
IN TOTAL ACTIVE CIRCULANTE (SI ASIMILATE) (100%)							
STOCURI - TOTAL	36.34%	1564.71%	-35.40%	8.82%	-3.03%	11.61%	
CREANTE (SI ASIMILATE) - TOTAL	-14.98%	76.28%	41.68%	186.54%	5.60%	106.24%	
NUMERAR SI ECHIVALENTE DE NUMERAR	-21.36%	37.85%	-6.29%	51.68%	-2.58%	61.67%	
IN TOTAL STOCURI (100%)							
Materii prime si materiale consumabile	0.00%	0.00%	0.00%	0.00%	0.39%	0.00%	
Productia in curs de executie	0.00%	0.00%	0.00%	0.00%	0.00%	0.00%	
Produce finite si marfuri	0.00%	100.00%	0.00%	100.00%	0.00%	99.61%	
Avansuri pentru cumparari de stocuri	0.00%	0.00%	0.00%	0.00%	-0.39%	0.00%	
IN TOTAL PASIV (100%)							
Sume datorate institutiilor de credit si imprumuturi asimilate	-9.61%	33.61%	-3.76%	22.73%	-0.12%	89.13%	
Datorii comerciale si alte datorii asimilate	-6.22%	67.50%	1.77%	113.69%	-9.59%	34.72%	
Alte datorii pe termen scurt	22.47%	140.70%	20.26%	126.08%	30.94%	131.59%	
DATORII PE TERMEN SCURT - TOTAL	6.64%	107.47%	18.27%	119.14%	21.23%	118.67%	
Sume datorate institutiilor de credit si imprumuturi asimilate	0.00%	0.00%	0.00%	0.00%	0.00%	0.00%	
Datorii comerciale si alte datorii asimilate	0.00%	0.00%	0.00%	0.00%	0.00%	0.00%	
Alte datorii pe termen lung	0.00%	0.00%	0.00%	0.00%	0.00%	0.00%	
DATORII PE TERMEN MEDIU SI LUNG - TOTAL	0.00%	0.00%	0.00%	0.00%	0.00%	0.00%	

Analiza_indicatorilor

ANEXA 7

Societatea: ROMOLD SECURITY S.R.L., Mun. Vaslui Jud. Vaslui
 Titlu: ANALIZA INDICATORI: 2019, 2020, 2021 si APRILIE 2022
 Analist: MANAGEMENT REORGANIZARE LICHIDARE IASI S.P.R.L.
 Monea/AM. LEI

Perioada:	12/31/2019	12/31/2020	12/31/2021	4/30/2022
	Realizat	Realizat	Realizat	Realizat
Tipul situatiei financiare:				
Analiza financiara				
Indicatori ai fondului de rulment				
Fondul de rulment propriu	146.896	148.719	-855.758	-1.553.761
Fondul de rulment nu su permanent (Capitalul de lucru net)	146.896	148.719	-855.758	-1.553.761
Necesarul de fond de rulment	-390.410	-290.077	-945.178	-1.729.686
Trezoreria	537.306	438.796	289.420	175.925
Analiza stocurilor, creantelor si a datoritiilor si a activului				
Rotatia stocurilor	233.37	8.13	79.95	153.18
Perioada medie de inlocuire a stocurilor (zile)	2	44	5	1
Rotatia activelor circulante (si asimilate)	5.79	3.16	2.74	0.61
Perioada medie de inlocuire a activelor circulante (si asimilate)	62	114	132	197
Raportul creantelor/datoriilor (si asimilate)	0.70	0.50	0.78	0.70
Rotatia creantelor	9.17	6.55	3.05	0.64
Rotatia datoritiilor curente	6.39	3.30	2.38	0.45
Rotatia datoritiilor totale	6.39	3.30	2.38	0.45
Durata de incasare a creantelor (zile)	39	55	118	188
Durata de plata a datoritiilor curente (zile)	56	109	152	269
Durata de plata a datoritiilor totale (zile)	56	109	152	269
Rotatia activului (pasivului) total	5.68	3.15	2.70	0.60
Perioada medie de inlocuire a activului (pasivului) total (zile)	63	114	133	199
Indicatori de lichiditate, solvabilitate si de risc				
Lichiditatea generala (globala)	1.10	1.05	0.87	0.73
Lichiditatea curenta (reduasa) - Testul ACID	1.08	0.64	0.84	0.73
Gradul de indatorare	88.83%	95.47%	113.74%	134.98%
Solvabilitatea globala	1.13	1.05	0.88	0.74
Leveraj financiar (Rata generala a indatorarii)	7.96	21.09	-8.28	-3.86
Acoperirea dobanzii	138.76	56.17	100.81	-190.49
Analiza rentabilitatii si a profitabilitatii				
Rentabilitatea exploatarii	54.32%	29.91%	29.04%	-10.15%
Rata de rentabilitate a activelor totale (ROA)	48.79%	25.30%	24.83%	-10.15%
Rentabilitatea economica (a profitului brut)	53.94%	29.38%	28.75%	-10.15%
Rentabilitatea financiara a capitalului propriu (ROE)	436.95%	558.91%	-180.66%	29.02%
Marja profitului din exploatare (obtinuta la 1 leu cifra de afaceri)	9.57%	9.49%	10.75%	-16.88%

Societatea: ROMOLD SECURITY S.R.L., Mun. Vaslui Jud. Vaslui
 Titlul: ANALIZA INDICATORI: 2019, 2020, 2021 si APRILIE 2022
 Analist: MANAGEMENT REORGANIZARE LICHIDARE IASI S.P.R.L.
 Moneda/U.M.: LEI

Perioada:	12/31/2019		12/31/2020		12/31/2021		4/30/2022	
	Realizat		Realizat		Realizat		Realizat	
Titul situatii financiare.								
Marja profitului brut (obtinuta la 1 leu cifra de afaceri)	9.50%		9.32%		10.64%		-16.87%	
Marja profitului net (obtinuta la 1 leu cifra de afaceri)	8.59%		8.03%		9.19%		-16.87%	
Profitul net pe actiune/parte sociala	38,890.3008		85.2578		108.0691		-43.4962	
Analiza eficientei muncii								
Gradul de valorificare a productiei fabricate	0.00%		0.00%		0.00%		0.00%	
Gradul de utilizare a capacitatii de productie	0.00%		0.00%		0.00%		0.00%	
Gradul de integrare pe verticala (rata valorii adaugate)	39.92%		40.31%		53.63%		58.54%	
Gradul de inzestrare tehnica (cu imobilizari corporale)	187.41		21.73		232.04		287.97	
Randamentul imobilizarilor corporale	0.00		0.00		0.00		0.00	
Randamentul activelor (activului)	0.00		0.00		0.00		0.00	
Contributia factorului uman la formarea valorii adaugate	1.18		1.21		1.08		1.28	
Productivitatea muncii calculata la cifra de afaceri	54,517.86		56,003.95		48,485.98		14,352.56	
Productivitatea muncii calculata la productia marfa realizata	0.00		0.00		0.00		0.00	
Productivitatea muncii calculata la productia exercitiului	45,154.87		45,967.14		41,202.31		14,352.56	
Pondere cheltuielilor totale de personal in valoarea adaugata	118.25%		121.01%		107.84%		128.26%	
Cheltuiala cu salarii si indemnizatii de personal per angajat	25,117.95		26,694.16		27,192.74		10,506.44	
Cheltuiala totala de personal per angajat	25,735.57		27,320.92		28,043.64		10,775.32	

Societatea: ROMOLD SECURITY S.R.L., Mun. Vaslui Jud. Vaslui

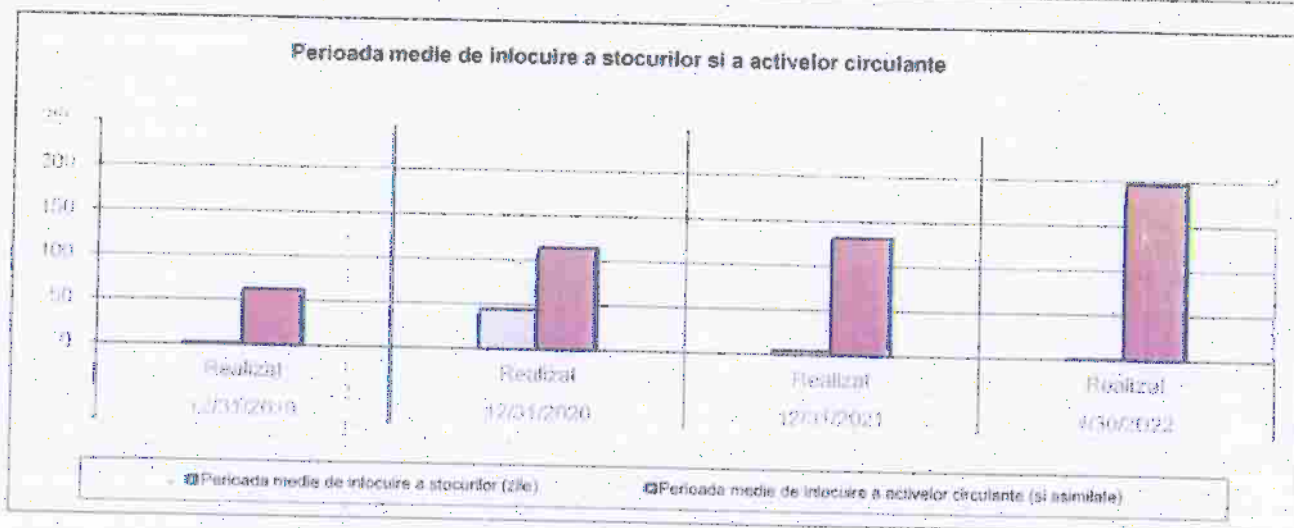
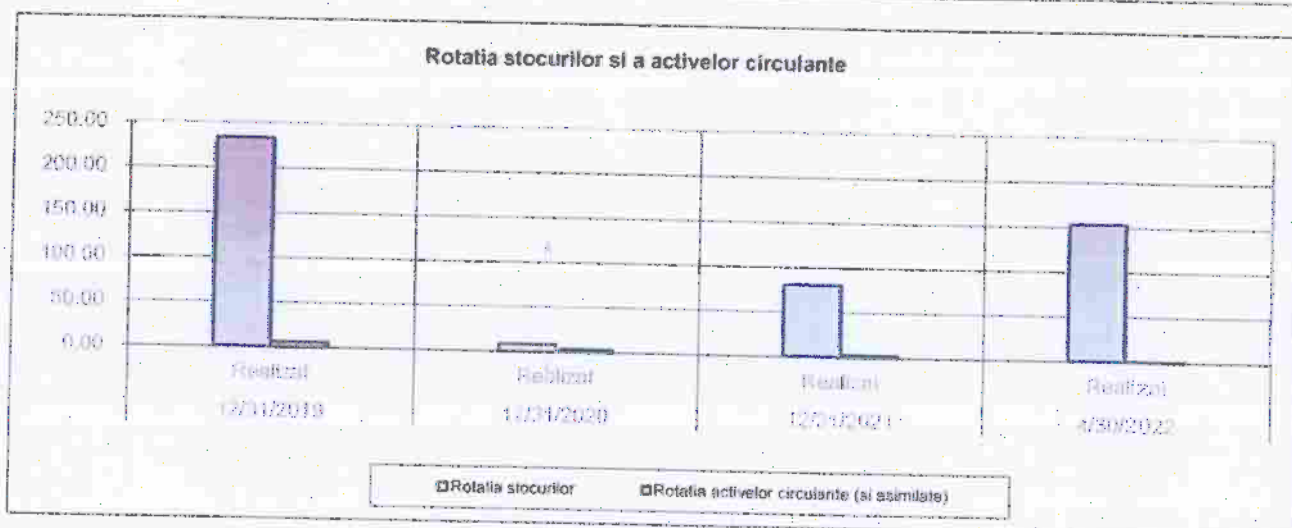
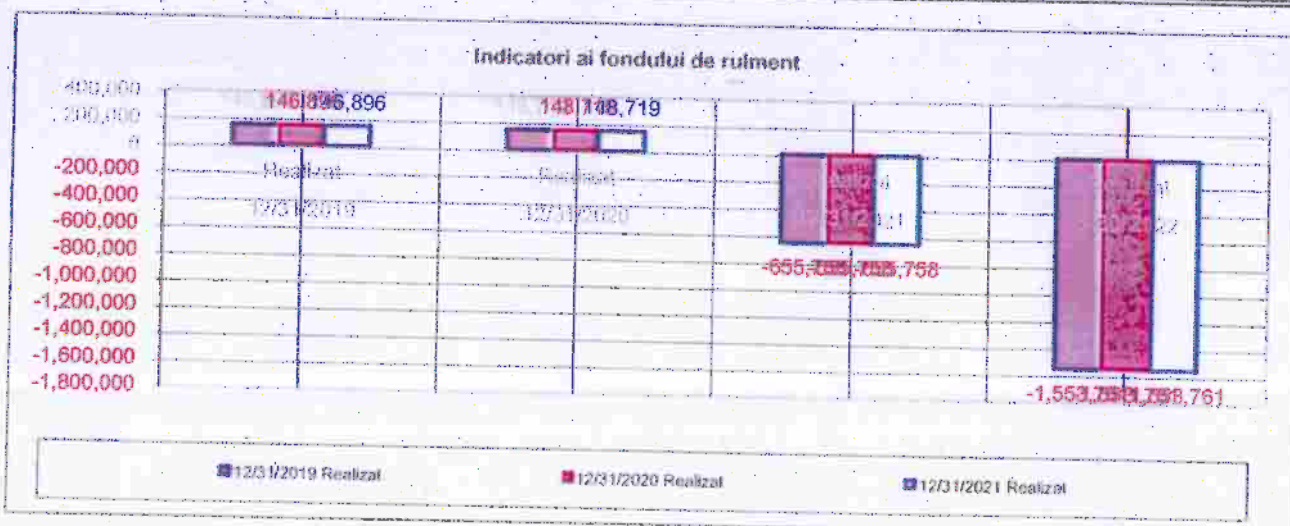
Titlul: ANALIZA INDICATORI: 2019, 2020, 2021 si APRILIE 2022

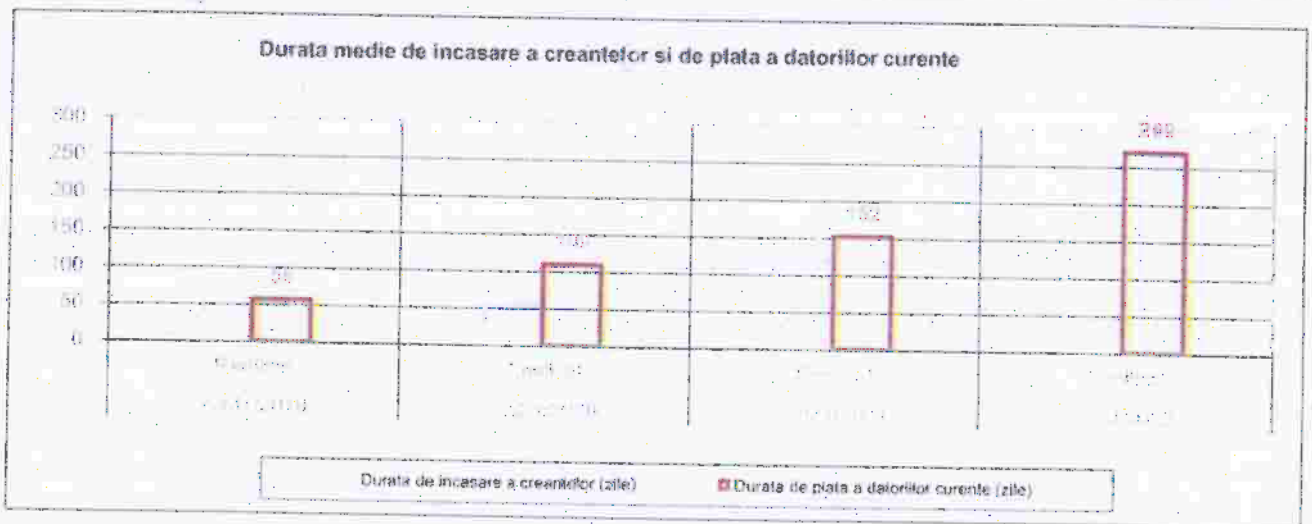
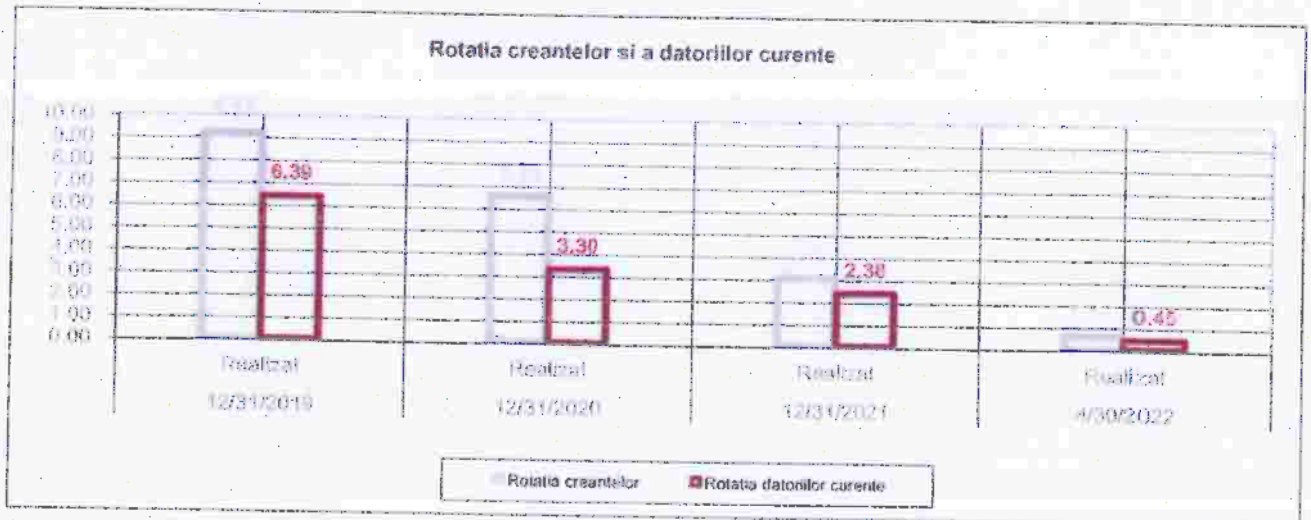
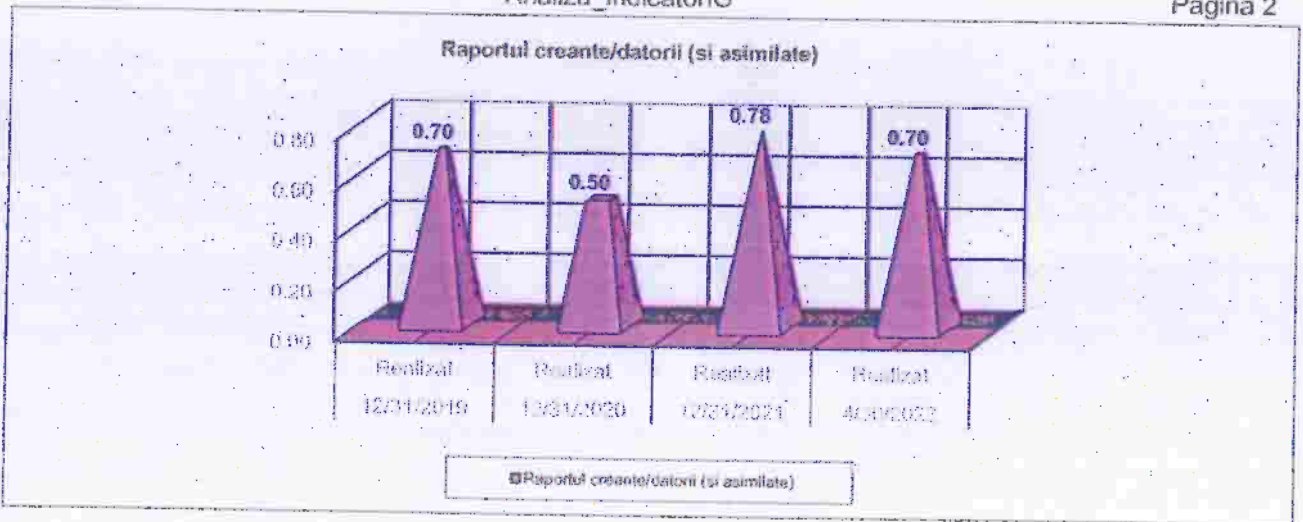
Analist: MANAGEMENT REORGANIZARE LICHIDARE IASI S.P.R.L.

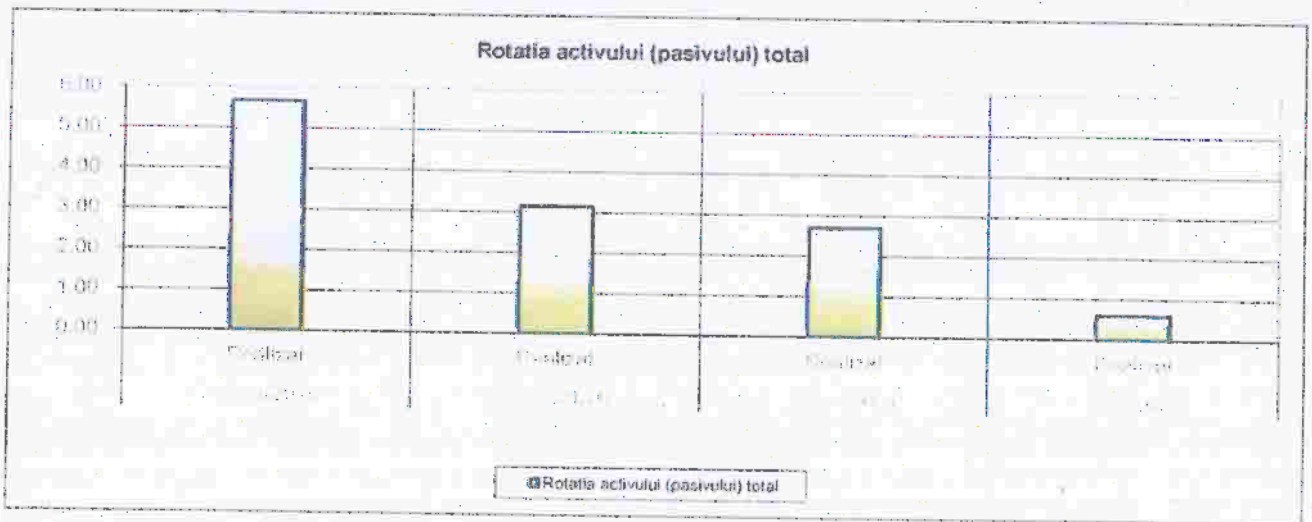
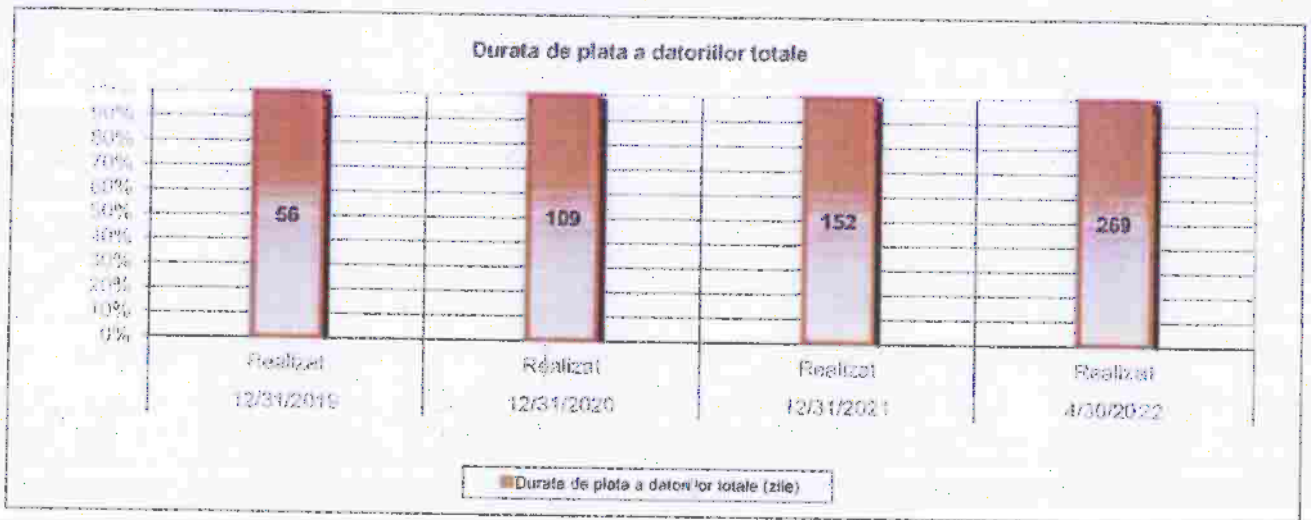
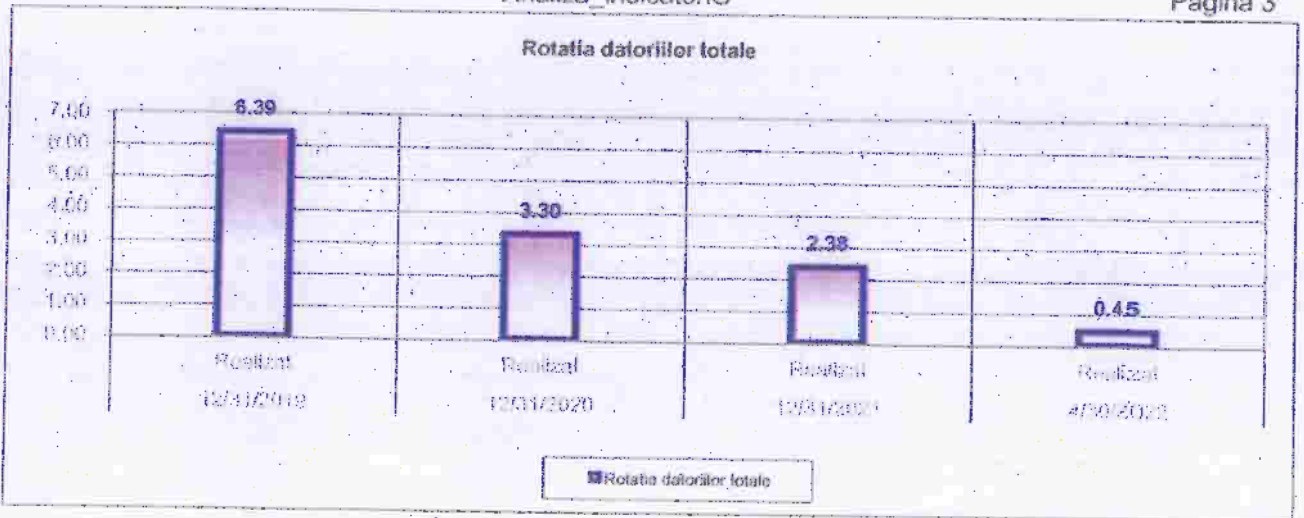
Moneda/U.M.: LEI

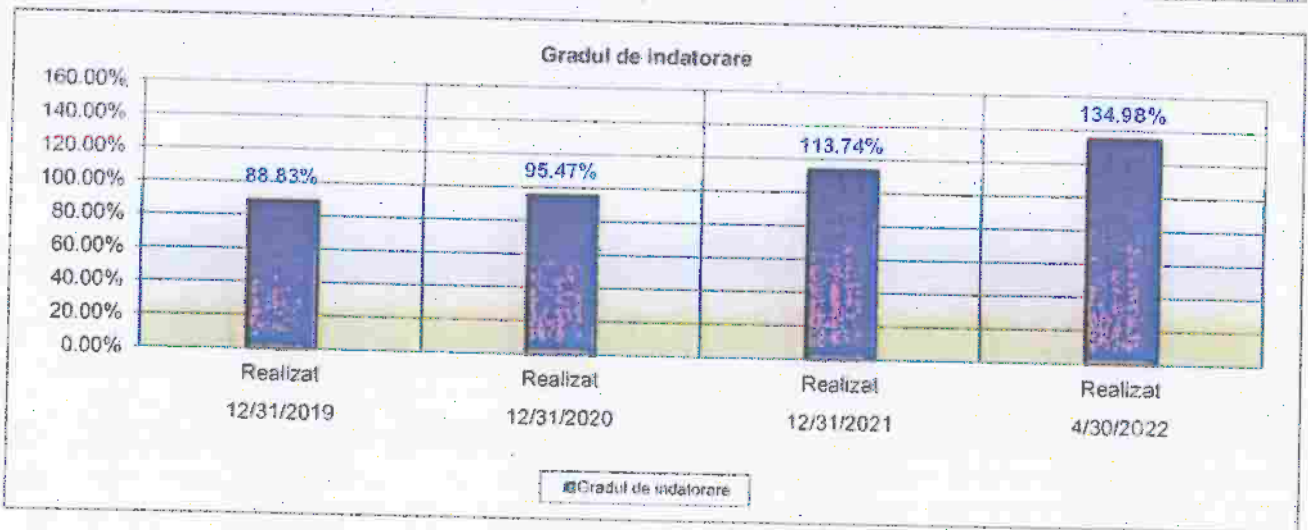
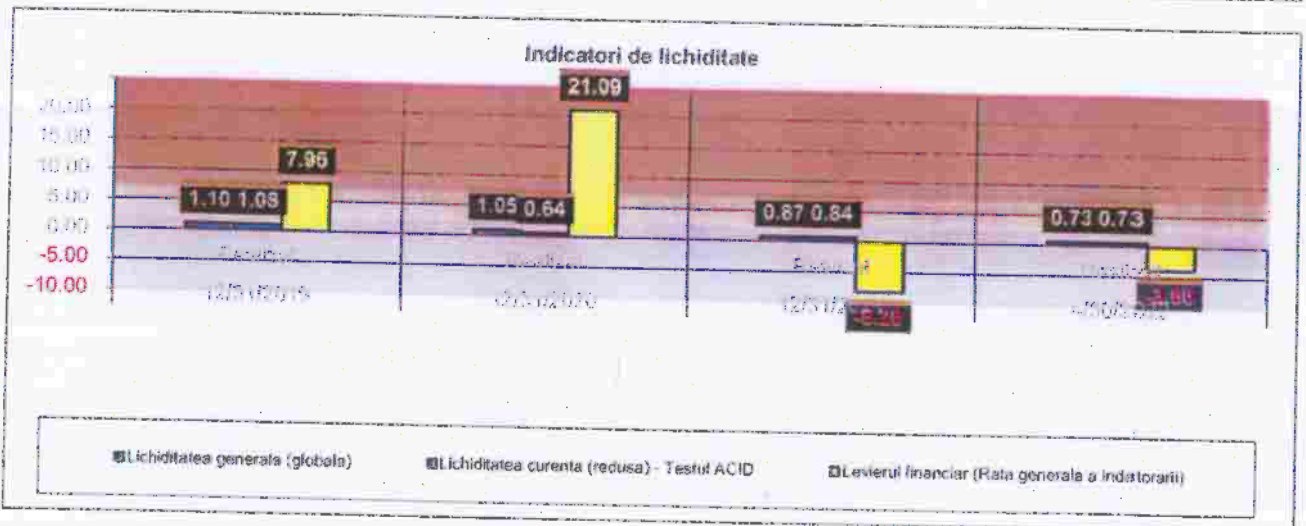
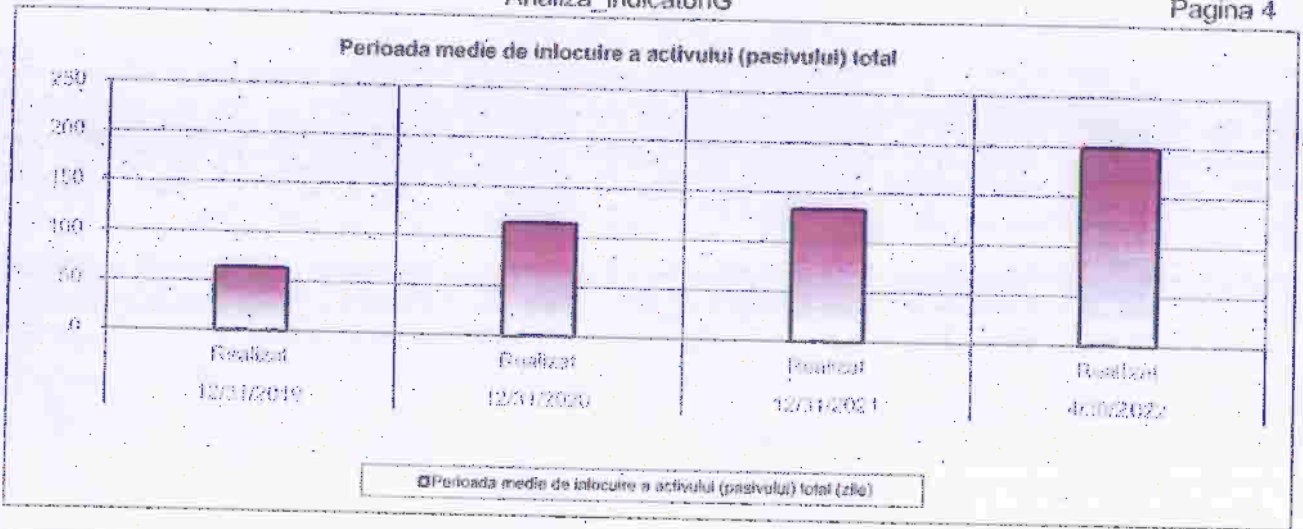
ANEXA 8

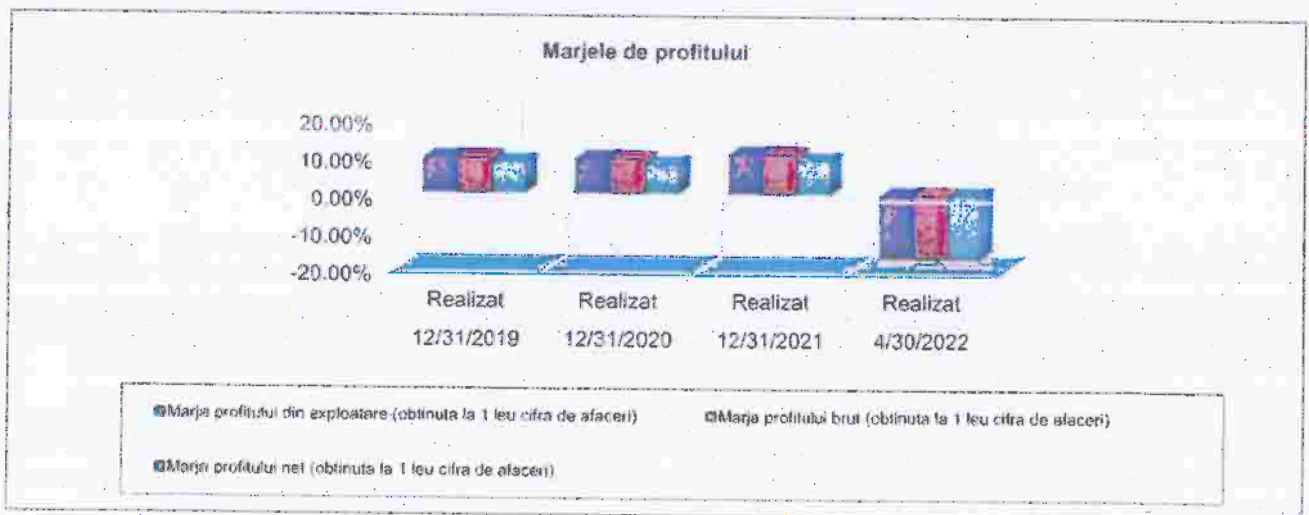
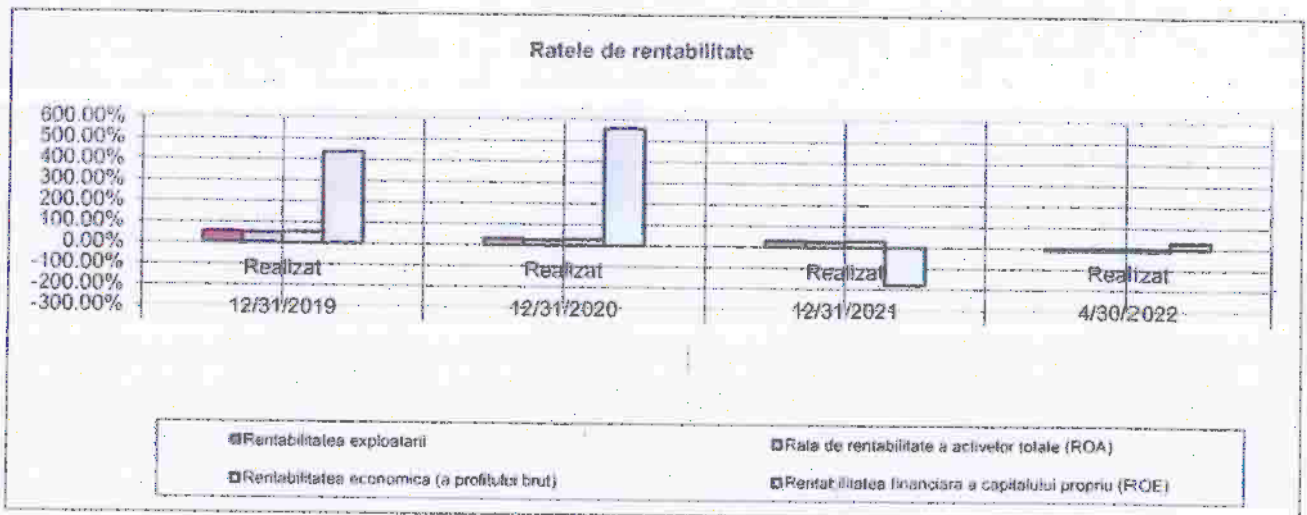
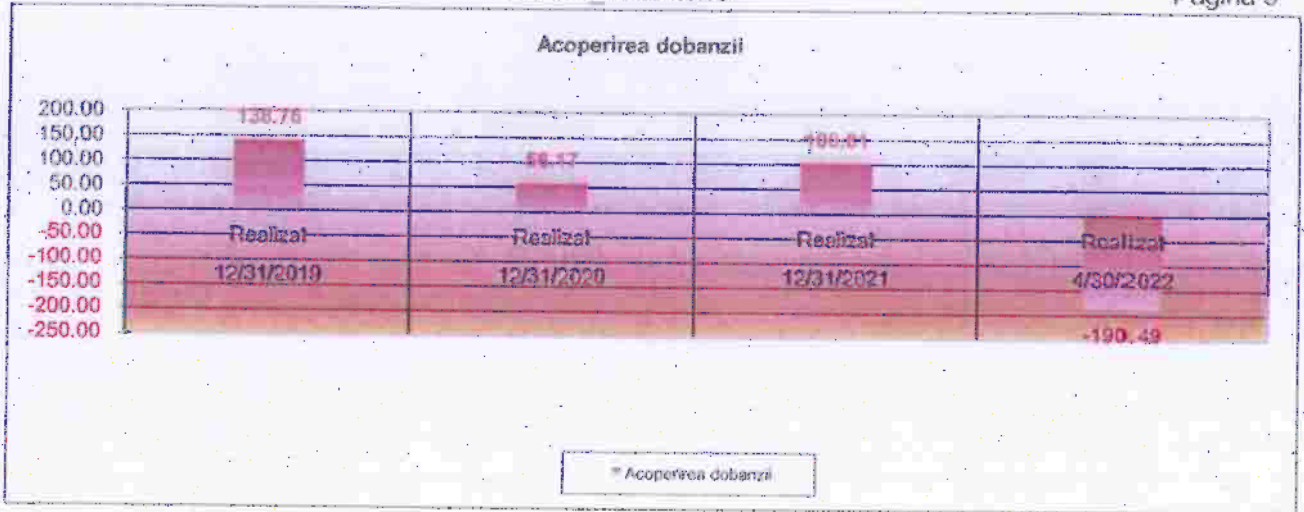
Analiza grafica


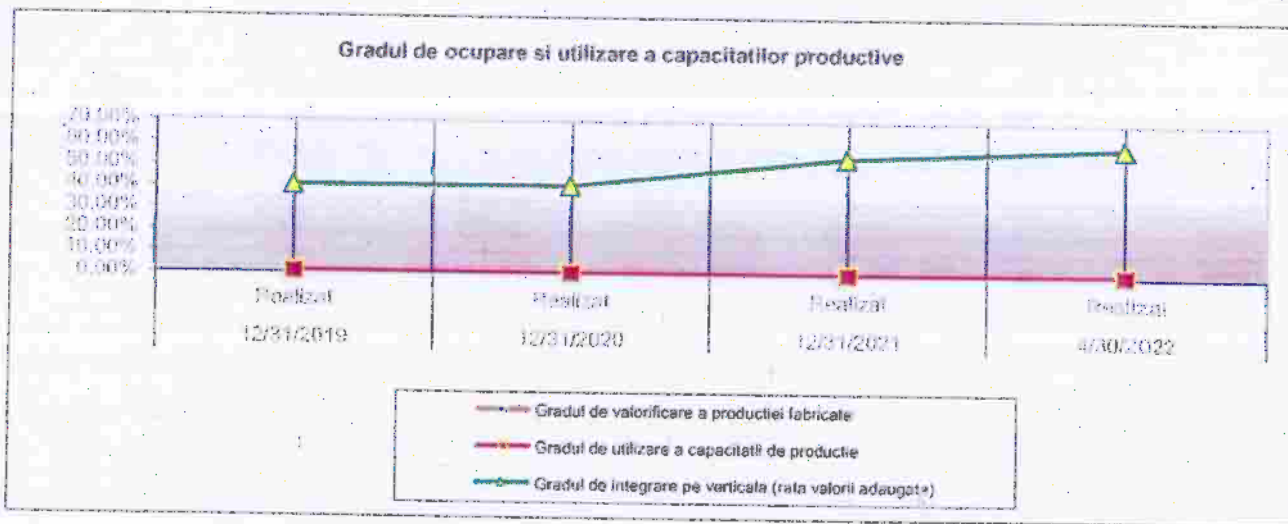
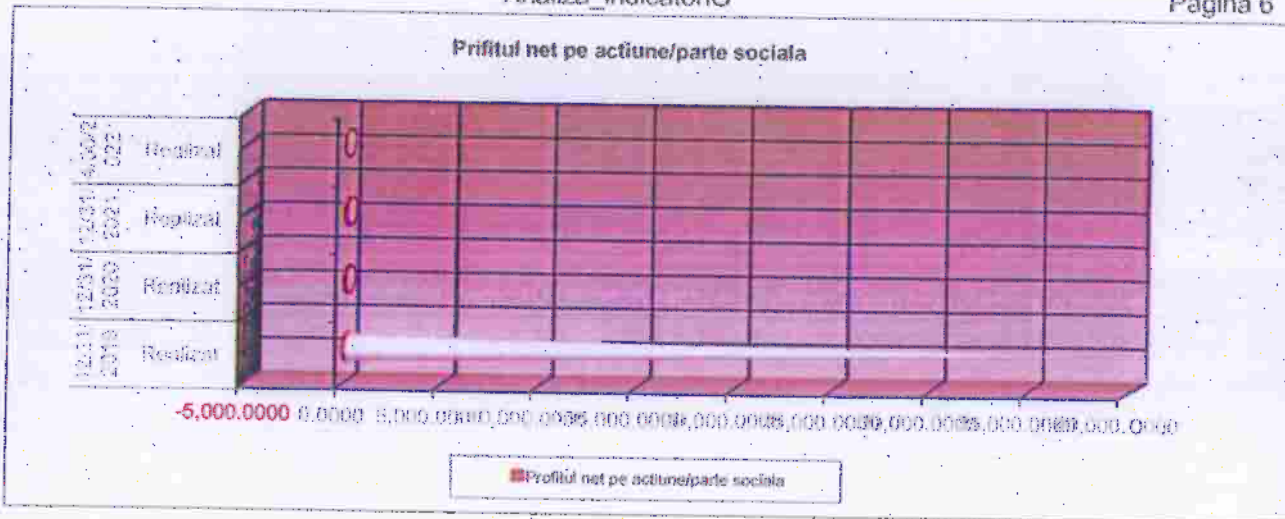


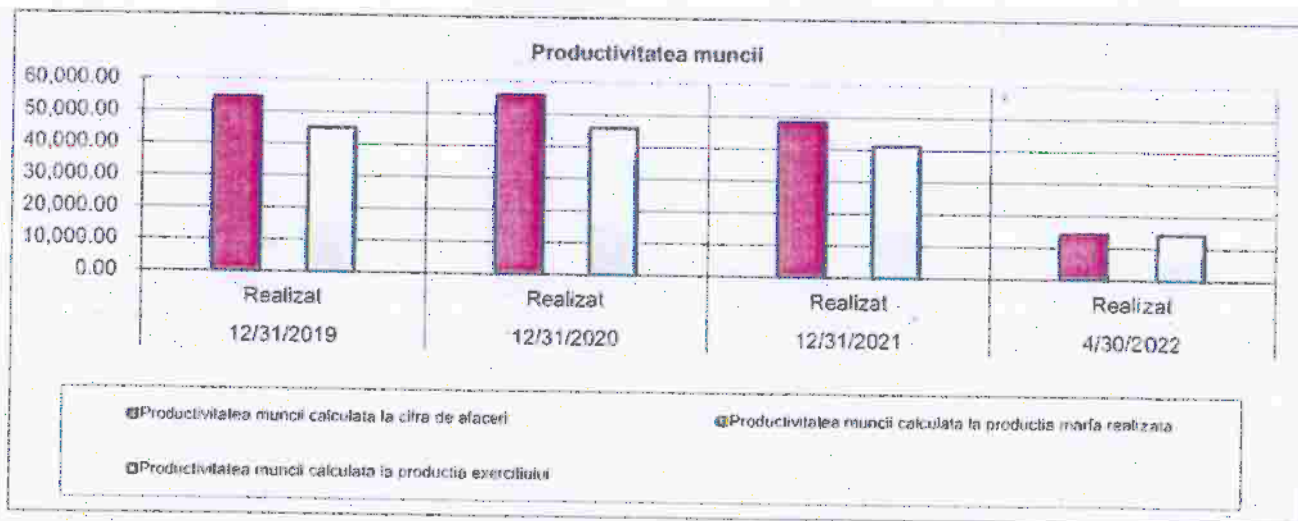
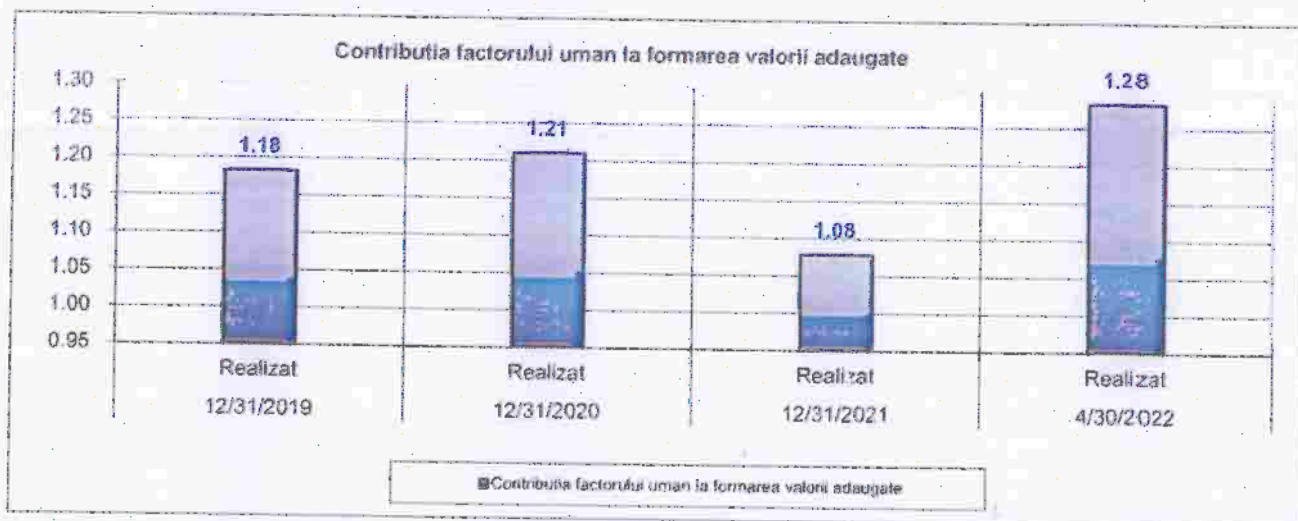
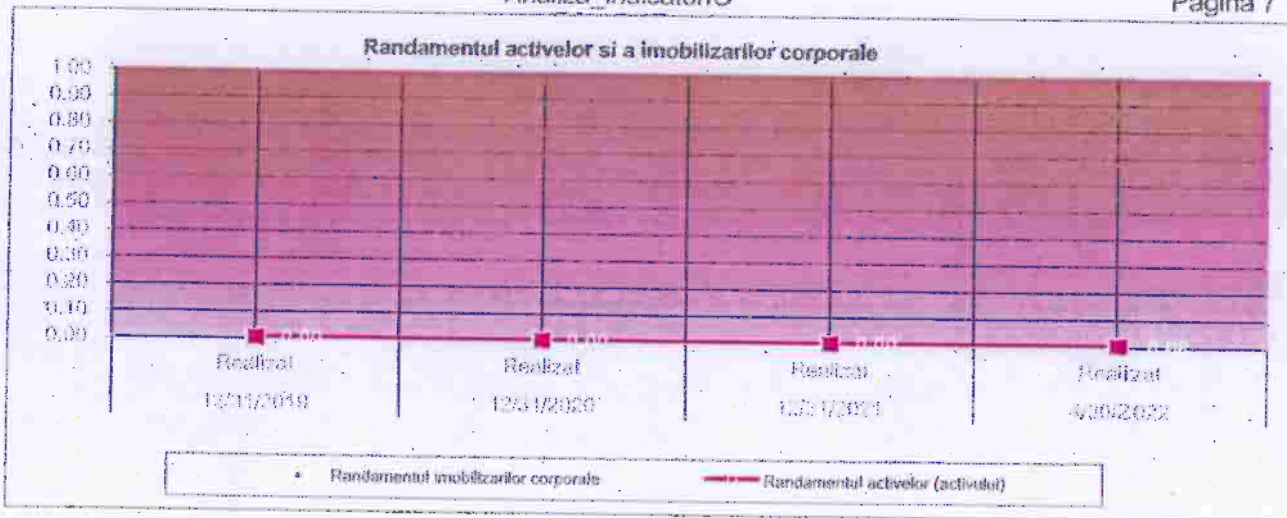


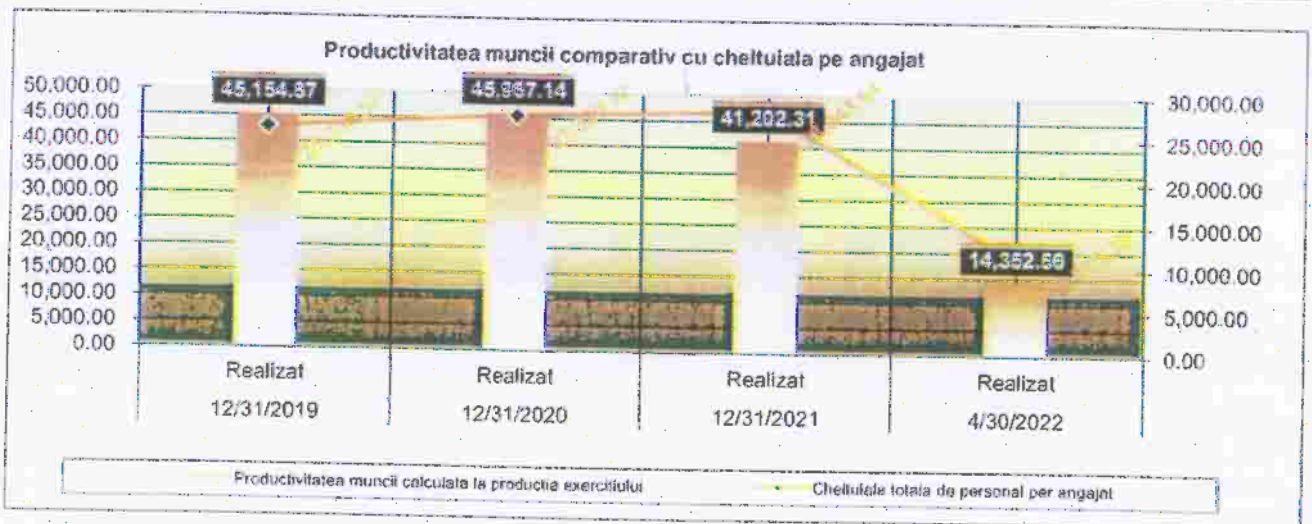
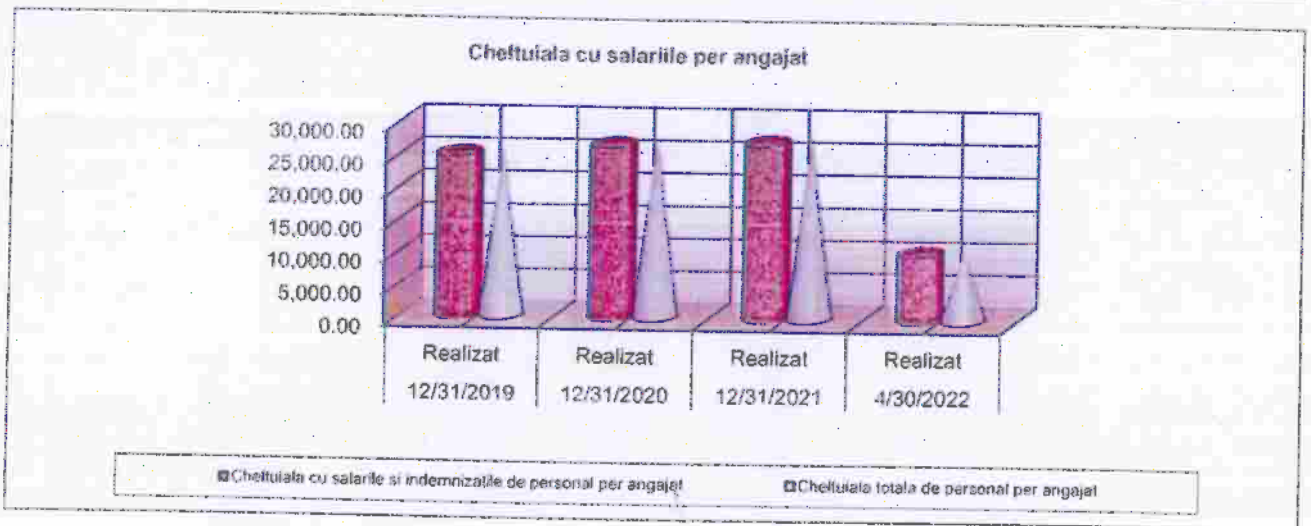
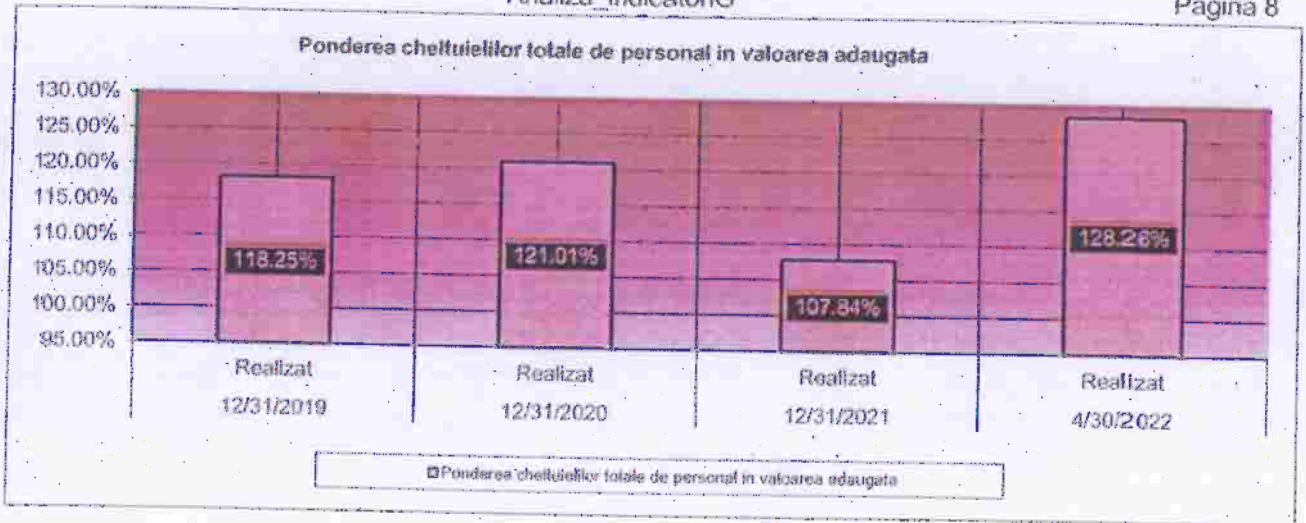












Societatea: ROMOLD SECURITY S.R.L., Mun. Vaslui Jud. Vaslui
 Titlu: ANALIZA INDICATORI: 2019, 2020, 2021 si APRILIE 2022
 Analist: MANAGEMENT REORGANIZARE LICHIDARE IASI S.P.R.L.
 Mirondea/U.M.: LEI

Perioada: 31/12/2020 R - 31/12/2020 R / 31/12/2021 R - 30/04/2022 R - 30/04/2022 R /
 31/12/2019 R 31/12/2019 R 31/12/2020 R 31/12/2021 R 31/12/2021 R 31/12/2021 R

Analiza dinamica a indicatorilor financiari

Analiza financiara

Indicatori ai fondului de rulment

Fondul de rulment propriu	1.823	101,24%	-804,477	-440,94%	-898,003	236,94%
Fondul de rulment net sau permanent (Capitalul de lucru net)	1.823	101,24%	-804,477	-440,94%	-898,003	236,94%
Necesarul de fond de rulment	100,333	74,30%	-655,101	325,84%	-784,508	183,00%
Trezoreria	-98,510	81,67%	-149,378	65,96%	-113,495	60,79%

Analiza stocurilor, creantelor si a datoritiilor si a activului

Rotatia stocurilor	-225,24	3,48%	71,82	983,66%	73,24	191,61%
Perioada medie de intoacire a stocurilor (zile)	43	2871,33%	-40	10,17%	-4	17,40%
Rotatia activelor circulante (si asimilate)	-2,63	54,49%	-0,42	86,76%	-2,13	22,25%
Perioada medie de intoacire a activelor circulante (si asimilate)	52	183,51%	17	115,27%	66	149,63%
Raportul creante/datorii (si asimilate)	-0,19	72,30%	0,28	154,74%	-0,08	89,60%
Rotatia creantelor	-2,52	71,44%	-3,50	46,51%	-2,41	20,94%
Rotatia datoritiilor curente	-3,09	51,65%	-0,93	71,97%	-1,93	18,76%
Rotatia datoritiilor totale	-3,09	51,65%	-0,93	71,97%	-1,93	18,76%
Durata de incasare a creantelor (zile)	16	139,98%	63	215,02%	70	159,17%
Durata de plata a datoritiilor curente (zile)	53	193,61%	42	130,96%	118	177,64%
Durata de plata a datoritiilor totale (zile)	53	193,61%	42	138,96%	118	177,64%
Rotatia activului (pasivului) total	-2,53	55,51%	-0,45	85,74%	-2,10	22,27%
Perioada medie de intoacire a activului (pasivului) total (zile)	51	180,15%	19	116,63%	66	149,70%

Indicatori de lichiditate, solvabilitate si de risc

Lichiditatea generala (globala)	-0,06	94,78%	-0,16	82,95%	-0,14	84,34%
Lichiditatea curenta (reduisa) - Testul ACID	-0,44	59,46%	0,20	130,95%	-0,11	86,99%
Gratul de indatorare	5,64%	107,47%	18,27%	119,14%	21,23%	118,67%
Solvabilitatea globala	-0,08	93,05%	-0,17	83,94%	-0,14	84,27%
Leviturii financiar (Rata generala a indatorarii)	13,14	265,11%	-29,37	-99,24%	4,42	46,63%
Acoperirea dobanzii	-82,59	40,48%	44,64	179,48%	-291,30	-188,96%

Analiza rentabilitatii si a profitabilitatii

Rentabilitatea exploatarii	-24,41%	55,06%	-0,66%	97,07%	-39,19%	-34,97%
Rata de rentabilitate a activelor totale (ROA)	-23,49%	51,85%	-0,47%	96,15%	-34,98%	-40,67%
Rentabilitatea economica (a profitului brut)	-24,56%	54,47%	-0,63%	97,86%	-38,90%	-35,30%
Rentabilitatea financiara a capitalului propriu (ROE)	121,96%	127,91%	-739,68%	-32,32%	209,68%	-16,06%

Analiza_indicatoriD

ANEXA 9

Societatea: ROMOLD SECURITY S.R.L., Mun. Vaslui Jud. Vaslui
 Titlu: ANALIZA INDICATORI: 2019, 2020, 2021 si APRILIE 2022
 Analist: MANAGEMENT REORGANIZARE LICHIDARE IASI S.P.R.L.
 Moneda/U.M.: LEI

Perioada:	31/12/2020 R - 31/12/2019 R	31/12/2020 R / 31/12/2019 R	31/12/2021 R - 31/12/2020 R	31/12/2021 R / 31/12/2020 R	30/04/2022 R - 31/12/2021 R	30/04/2022 R / 31/12/2021 R
Analiza dinamica a indicatorilor financiari						
Marja profitului din exploatare (obtinuta la 1 leu cifra de afaceri)	-0.08%	99.19%	1.25%	113.22%	-27.62%	-157.05%
Marja profitului brut (obtinuta la 1 leu cifra de afaceri)	-0.18%	98.13%	1.32%	114.13%	-27.51%	-156.53%
Marja profitului net (obtinuta la 1 leu cifra de afaceri)	-0.57%	93.41%	1.16%	114.48%	-26.06%	-163.56%
Profitul net pe actiune/parte sociala	-38.895.0430	0.22%	22.8113	126.76%	-151.5653	-40.25%
Analiza eficientei muncii						
Gradul de valorificare a productiei fabricate	0.00%		0.00%		0.00%	
Gradul de utilizare a capacitatii de productie	0.00%		0.00%		0.00%	
Gradul de integrare pe verticala (rata valorii adaugate)	0.39%	100.99%	13.32%	133.04%	4.90%	109.14%
Gradul de instruire tehnica (cu imobilizari corporale)	-155.68	11.59%	210.31	1068.02%	55.93	124.10%
Randamentul imobilizanzilor corporale	0.03		0.00		0.00	
Randamentul activelor (scitului)	0.00		0.00		0.00	
Contributia factorului uman la formarea valorii adaugate	0.03	102.33%	-0.13	89.12%	0.20	116.93%
Productivitatea muncii calculata la cifra de afaceri	1.466.09	102.73%	-7.517.97	86.58%	-34.133.42	29.60%
Productivitatea muncii calculata la productia marfa realizata	0.00		0.00		0.00	
Productivitatea muncii calculata la productia exercitiului	812.27	101.80%	-4.764.83	89.63%	-26.849.75	34.83%
Ponderele cheltuielilor totale de personal in valoarea adaugata	2.76%	102.33%	-13.17%	89.12%	20.41%	118.93%
Cheltuiala cu salariile si indemnizatiile de personal per angajat	1.576.21	106.28%	498.58	101.87%	-16.686.30	38.64%
Cheltuiala totala de personal per angajat						